

2

AUDITORS' REPORT

We have audited the accompanying Balance Sheet as at 31st March 2013 and the Income and Expenditure Account for the year ended on that date annexed thereto of Kerala Rural Water Supply and Sanitation Agency (Jalanidhi – II), Trivandrum. These financial statements are the responsibility of the management. Our responsibility is to express an opinion on these financial statements based on our audit.

We conducted our audit in accordance with auditing standards generally accepted in India. Those standards required that we plan and perform the audit to obtain reasonable assurance about whether the financial statements are free of material misstatement. An audit includes examining on a test basis, evidence supporting the amounts and disclosures and significant estimates made by the management, as well as evaluating the overall financial statement presentation, we believe our audit provides a reasonable basis for our opinion.

Further, we report that


1. We have obtained all the information and explanations, which to the best of our knowledge and belief were necessary for the purpose of audit, subject to point mentioned in (4) below.
2. In our opinion proper books of accounts as required by the law have been kept by the Agency so far as it appears from our examination of those books.
3. The attached Balance Sheet and Income and Expenditure Account dealt with by this report are in agreement with the books of accounts.
4. In our opinion and to the best of our information and according to the explanation given to us and subject to :
 - a) Physical verification of Fixed Assets has not been carried out during the year.
 - b) Fixed Assets Register Balances are subject to reconciliation with General Ledger Balances.

- c) Concurrent Audit of Gram Panchayats (GPs) and Beneficiary Groups (BGs) for the Financial Year 2012-13 was not completed till the date of signing of Statutory Audit Report.
- d) Internal Audit of PMU , RPMU & DPMU for the Financial Year 2012-13 was not conducted at all.

The Balance Sheet and Income and Expenditure Account read with the significant Accounting Policies and Notes there on give the information required by law in the manner so required and give a true and fair view:

1. In so far as it relates to the Balance Sheet, of the state of affairs of the Agency as at 31st March 2013 and
2. In so far as it relates to the Income and Expenditure Account, the excess of Income over Expenditure of the agency for the year ended on that date.


For Agarwal A. Kumar & Associates
Chartered Accountants



Place : Trivandrum
Date : 07/03/2014

Notes Forming Part of Accounts for the Year Ended on 31.03.2013

1. **Significant Account Policies**

- a) Accrual based accounting has been followed.
- b) Out of Grant from Government of Kerala an amount equivalent to the cost of Fixed Assets has been treated as Capital Grant and balance is treated as Revenue Grant.


2. **Fixed Assets & Depreciation**

- a) Fixed Assets are stated at historical cost.
- b) Depreciation is provided on Fixed Assets at the rates prescribed by the Income Tax Rules, 1962 on Written down value (WDV) method.
- c) Amount equivalent to the depreciation on Fixed Assets acquired out of Government Grants is transferred to Income & Expenditure Account from Capital Grant as prescribed in the Accounting standard-12 "Accounting for Government Grants" issued by the Institute of Chartered Accountants of India.


3. Payments to Grama Panchayaths and Supporting Organization have been treated as expenditure.

4. Figures for the previous years have been regrouped and rearranged, wherever necessary.

5. No provision for Gratuity has been made, as this is a time bound project.



Director (Finance & Admn.)
KRWSSA



Executive Director
KRWSSA

2

KERALA RURAL WATER SUPPLY AND SANITATION AGENCY
PTC TOWER, S.S KOVIL ROAD, THAMPANOR, THIRUVANANTHAPURAM.

BALANCE SHEET AS AT MARCH 31, 2013

(Amount in Rs.)

PREVIOUS YEAR	LIABILITIES	SCH NO	CURRENT YEAR	PREVIOUS YEAR	ASSETS	SCH NO	CURRENT YEAR
	CAPITAL GRANT				FIXED ASSETS		
4457270	Opening Balance of Capital Grant used for acquisition of Capital Assets		5323122	24212768	Gross Value		30666425
				18889648	Less: Accumulated depreciation	II	21414348
				5323122			
1747595	Add : Capital Grant used for acquisition of Capital Assets during the Year		8259024		CURRENT ASSETS, LOANS AND ADVANCES		
6204865			13582148		A. CURRENT ASSETS		
				24888	Cash in Hand		39886
881743	Less: Amount transferred to income and Expenditure Account being the depreciation on Fixed Assets acquired out of Capital Grant		4192189	455184304	Cash at Bank	III	736738597
5323122			9389977	0	Cash in Transit	IV	0
				0	Stamps		0
				21600	Deposits		21600
	0 Less: Assets sold tr to revenue grant		137900	0	Prepaid Expenses		0
5323122				9252077			736798083
	UNUTILISED GRANT(REVENUE)			456230792	B. LOANS AND ADVANCES		
220282603	Opening Balance		443938034	146079	Staff Advance		1758522
223645431	Add : Unutilised Grant as per Income and Expenditure Account		292337926	0	Other Advance		10228229
443938034			736275960	146079			
	0 Add : Assets sold tr from Capital grant (Including Buy-Back amount)		242400	736518360			11986751
443938034							
	CURRENT LIABILITIES AND PROVISIONS						
	CURRENT LIABILITIES						
	0 EMD		0				
11428103	Retention Money Account		11436714				
9734	Sundry Creditors	I	829760	12266474			
460699993				758036911			758036911



Auditors' Report
As per our report of even date attached

Consultant-Project Finance
KRWSSA

Director (Finance & Ad mn.)
KRWSSA

Executive Director
KRWSSA

For Agarwal A Kumar & Associates
Chartered Accountants



Place: Trivandrum
Date: 07/03/2014

KERALA RURAL WATER SUPPLY AND SANITATION AGENCY
PTC TOWER, S.S KOVIL ROAD, THAMPANOOR, THIRUVANANTHAPURAM.
INCOME AND EXPENDITURE ACCOUNT FOR THE YEAR ENDED ON MARCH 31, 2013

(Amount in Rs.)

PREVIOUS YEAR	EXPENSES	SCH NO	CURRENT YEAR	PREVIOUS YEAR	INCOME	SCH NO	AMOUNT	CURRENT YEAR
17082658	Administrative Expenses	VI	48256183		GRANTS			
1681122	Training and Seminar	VII	2424815	300000000	From Government of Kerala -Jalanidhi & RWH		470000000	
0	Tribal Development Plan Expenses	VIII	72525	0	From KWA		500000000	
0	Sanitation and Health Promotion	IX	0	300000000			520000000	
1411773	Monitoring And Evaluation	X	54000		Less : Fixed Assets purchased		8259024	
0	State Sector - Other studies	XI	12413437	1747595	during the year			511740976
38605	Audit Fees		261799	298252405				
59695663	Panchayat Payments	XII	86170339	881743	Amount Transferred from capital grant			4054269
0	Jalanidhi Phase I , RWH & NRDWP Pay	XIII	74389659	2209433	Interest & Other non project income			4577823
881743	Depreciation		4192169	3093414	Other Income			199784
				0	Prior Period Income			0
223645431	Excess of Income over expenditure tfr to B/S		292337926					
304436995			520572852	304436995				520572852

Auditors' Report


As per our report of even date attached

Consultant-Project Finance
KRWSSA

Director (Finance & A dmn.)
KRWSSA

Executive Director
KRWSSA

For Agarwal A Kumar & Associates
Chartered Accountants



Place: Trivandrum
Date: 07/03/2014

KERALA RURAL WATER SUPPLY AND SANITATION AGENCY
PTC TOWER, S.S KOVIL ROAD, THAMPANOR, THIRUVANANTHAPURAM.

SCHEDULE TO BALANCE SHEET AS ON 31-03-2013

SCHEDULE - I - SUNDRY CREDITORS FOR EXPENSES

PREVIOUS YEAR	PARTICULARS	CURRENT YEAR
0.00	Audit Fee payable	222473.00
0.00	Rent Payable	0.00
0.00	KCWWF	922.00
0.00	VAT	1452.00
0.00	TDS Salary	46465.00
7478.00	Deductions LIC	-14694.00
2256.00	Deductions Others	16895.00
0.00	Deductions P F	4374.00
0.00	Tax Deductions Rent	41586.00
0.00	Tax Deductions Consultant	510676.00
0.00	Tax Deductions Works	-389.00
9734.00	Total	829760.00

SCHEDULE-III - CASH AT BANK

PREVIOUS YEAR	PARTICULARS	CURRENT YEAR
3473351.00	Canara Bank , Kannur	1540352.00
0.00	State Bank of Travancore, Kannur	13918149.00
355735.00	Canara Bank , Malappuram	7829784.00
0.00	Canara Bank, Idukki	40183.00
0.00	State Bank of Travancore, Idukki	11693711.00
526073.29	State Bank of India, Thiruvananthapuram	2782576.29
40124858.00	SBT Santhinagar Branch, Thiruvananthapuram	18668810.00
404792910.00	District Treasury, Thiruvananthapuram	503198854.00
132104.00	Canara Bank, Chalai Branch, Thiruvananthapuram	142834.00
4300000.00	Canara Bank, statue Branch, Thiruvananthapuram	176921344.00
1479273.00	Canara Bank Ernakulam Branch	0.00
455184304.29	Total	736736597.29

SCHEDULE - IV - CASH IN TRANSIT

PREVIOUS YEAR	PARTICULARS	CURRENT YEAR
2000000.00	PMU- DPMU Thrissur	0.00
-2000000.00	PMU- DPMU Malappuram	0.00
400000.00	PMU- DPMU Trivandrum	0.00
-400000.00	PMU-CPTRP Chavara	0.00
0.00	Total	0.00

SCHEDULE - V - CURRENT ACCOUNT

PREVIOUS YEAR	PARTICULARS	CURRENT YEAR
3234429.00	CURRENT A/C PMU-DPMU TRIVANDRUM	0.00
-1352358.00	CURRENT A/C PMU-DPMU ERNAKULAM	0.00
-1882071.00	CURRENT A/C PMU-DPMU KOTTAYAM	0.00
0.00	Total	0.00



SCHEDULE TO INCOME AND EXPENDITURE ACCOUNT FOR THE YEAR ENDED 31-03-2013**SCHEDULE -VI - ADMINISTRATIVE EXPENSES**

PREVIOUS YEAR	PARTICULARS	CURRENT YEAR
9668683.00	Salary to Staff	31909369.00
339224.00	Advertisement	3020654.00
575850.00	Annual Maintenance Contract	28.00
9387.00	Bank Charges	8623.00
201285.00	Communication Expenses	662046.00
0.00	Computer Software	2892184.00
56715.00	Computer Stationery	352465.00
247622.00	Electricity & Water Charges	280573.00
391958.00	Medical Reimbursement	945074.00
11145.00	Miscellaneous Expenses	4413.00
5617.00	Office Furnishing	249861.00
257433.00	Other Establishment Expenses	223454.00
21581.00	Postage	66884.00
130666.00	Printing & Stationery	757001.00
1650458.00	Office Rent	2521745.00
	Repairs & Maintenance:	
53151.00	General	75741.00
132298.00	Office Vehicle	94365.00
87193.00	Staff welfare	127858.00
	Travelling Expenses:	1850723.00
451400.00	In Country	
2241.00	Local	
	Fuel charges	124364.00
122720.00	Vehicle Rental Charges	1824404.00
246690.00	Wages	185950.00
891625.00	Water Quality Analysis	0.00
1341716.00	Consultancy - Others	9400.00
	Gratuity to staff	69004.00
186000.00	Consultancy - PIP	0.00
17082658.00	Total	48256183.00

SCHEDULE - VII - TRAINING AND SEMINAR

PREVIOUS YEAR	PARTICULARS	CURRENT YEAR
675932.00	Conference, Meeting & Seminar	892279.00
33459.00	Others - KRWSA	1351902.00
760587.00	Environmental Analysis	0.00
1265.00	Skill Development - BG's & GP's	0.00
6500.00	Technical BG's & GP's	0.00
87137.00	Skill Development - KRWSA	144107.00
116242.00	Community Development	36527.00
1681122.00	Total	2424815.00

SCHEDULE - VIII - TRIBAL DEVELOPMENT

PREVIOUS YEAR	PARTICULARS	CURRENT YEAR
0.00	Tribal assessment	72525.00
0.00	Total	72525.00



SCHEDULE - IX - SANITATION AND HEALTH PROMOTION

PREVIOUS YEAR	PARTICULARS	CURRENT YEAR
0.00		0.00
0.00	Total	0.00

SCHEDULE - X - MONITORING AND EVALUATION

PREVIOUS YEAR	PARTICULARS	CURRENT YEAR
443077.00	Project Monitoring Expenses	54000.00
490259.00	Vehicle rental Charges	0.00
445285.00	Construction Quality Monitoring	0.00
33152.00	Impact Assessment	0.00
1411773.00	Total	54000.00

SCHEDULE - XI - STATE SECTOR

PREVIOUS YEAR	PARTICULARS	CURRENT YEAR
0.00	Other Studies	12413437.00
0.00	Sector Information Management System	0.00
0.00	Total	12413437.00

SCHEDULE - XII - PANCHAYAT PAYMENTS

PREVIOUS YEAR	PARTICULARS	CURRENT YEAR
0.00	G-Pat Salary	0.00
0.00	G-Pat Administrative Expenses	0.00
48903855.00	Fund Transfer from DPMU to GPs	0.00
10020000.00	Fund Transfer from RPMU to GPs	86148184.00
0.00	CDS Small Schemes	0.00
38322.00	CDS Large Schemes	0.00
0.00	Specialist Service	0.00
0.00	Water Meter Cost	0.00
0.00	Advance to KWA	0.00
0.00	Ground Water Recharge	0.00
	Special Engineering Support (Des)	0.00
0.00	GP strengthening	22155.00
0.00	SLEC Payments	0.00
0.00	Funds spend for TMC	0.00
733486.00	Retention of WSS	0.00
59695663.00	Total	86170336.00

SCHEDULE - XIII - JALANIDHI PHASE I Expenses & NRDWP

PREVIOUS YEAR	PARTICULARS	CURRENT YEAR
0.00	RWH - Phase I	-440214.00
0.00	RWH -Fund Transferred	50000000.00
0.00	Jalanidhi Phase I	11556556.00
0.00	NRDWP	13273317.00
0.00	Total	74389659.00




KERALA RURAL WATER SUPPLY AND SANITATION AGENCY
III FLOOR, PTC TOWERS,SS KOVIL ROAD,THAMPANOR, THIRUVANANTHAPURAM

Schedule II

DEPRECIATION STATEMENT FOR THE YEAR ENDED 31-03-2013

Particulars Description of Assets	Cost				Sale or Transfer	TOTAL	Rate	Upto 01-04-2012	Depreciation		Written Down Value	
	Cost as on 01-04-2012	Additions during the year		Upto 31-03-2013					For the year 2012-13		WDV as at 31-3-2012	WDV as at 31-03-2013
		More than 180 days	Less than 180 days						On Assets sold	Existing / New Assets		
PMU												
Air conditioner / Refrigeration	291,247.00	23,900.00		-	315,147.00	15.00	239,989.73	-	11,273.59	251,263.32	51,257.27	63,863.68
Refrigerator						15.00						
Books	41,586.65	850.00			42,436.65	100.00	41,586.65		850.00	42,436.65	-	-
Communication Equipment	482,696.00		115,710.00		598,406.00	15.00	364,036.84		26,477.12	390,513.97	118,659.16	207,892.03
Computer	8,824,630.30	5,257,433.00	77,255.00	1,865,907.00	12,493,411.30	60.00	8,729,305.75	555,463.00	3,168,564.63	10,342,407.38	98,324.55	2,151,003.92
Electrical Fittings	167,037.00	4,355.00	1,150.00		192,542.00	10.00	122,664.26		6,930.27	129,594.54	64,372.74	62,947.48
Furniture & Fixtures	2,765,685.00				2,765,685.00	10.00	1,704,284.78		106,142.02	1,810,406.80	1,081,420.22	955,278.20
Miscellaneous Assets	202,712.00				202,712.00	15.00	158,820.36		6,813.75	165,234.11	44,091.64	37,477.89
Photocopier	1,447,126.00	199,641.00		159,460.00	1,507,307.00	15.00	1,161,305.28	112,004.00	68,700.86	1,118,002.14	285,820.72	389,304.86
Projector-LCD& Overhead	697,310.00		304,846.00		1,002,156.00	15.00	581,200.98		40,279.80	621,480.78	116,109.02	380,675.22
Technical Equipments	858,887.00				858,887.00	15.00	616,913.89		36,295.97	653,209.86	241,973.11	205,677.14
Typewriter	10,872.00				10,872.00	15.00	9,961.76		106.54	10,068.30	710.24	603.70
Vehicle Motor car	2,416,805.00	890,495.00	47,095.00		3,354,395.00	15.00	848,393.14		372,368.15	1,220,761.30	1,568,411.86	2,133,633.70
UPS	508,220.00		34,765.00		540,985.00	15.00	422,380.04		15,183.44	437,563.49	83,839.96	103,422.51
Modem	64,426.00				64,426.00	15.00	57,047.04		1,106.84	58,153.88	7,378.96	6,272.12
Printer & Scanner	9,500.00	241,000.00	2,575.00		273,075.00	15.00	7,786.92		38,100.09	45,887.00	1,713.08	227,188.00
Media Equipments		76,585.00	37,900.00		114,485.00	15.00			14,330.25	14,330.25	-	100,154.75
Handheld GPS			320,000.00		320,000.00	15.00			24,000.00	24,000.00	-	296,000.00
(A)	16,806,639.95	6,684,259.00	961,297.00	1,805,367.00	24,657,282.95		15,066,157.43	557,467.00	3,937,373.53	17,733,521.43	7,121,162.21	10,612,359.22
DPMU-Calicut												
Furniture & Fixtures	588,400.00				588,400.00	10.00	389,453.93		18,894.61	409,348.53	198,946.07	179,051.47
Typewriter	11,092.00				11,092.00	15.00	10,353.87		110.72	10,464.59	738.13	627.41
UPS	14,500.00				14,500.00	15.00	11,990.91		376.36	12,367.27	2,509.09	2,132.73
Communication Equipment	11,645.00				11,645.00	15.00	8,196.29		517.31	8,713.60	3,448.71	2,931.40
Electrical Fittings						10.00						
Comp.Serv.UPS&Equip	110,734.00				110,734.00	60.00	110,666.16		40.71	110,706.86	67.84	27.14
Modem	3,320.00				3,320.00	15.00	2,674.92		96.76	2,771.68	645.08	548.32
Books	23,209.00				23,209.00	100.00	23,209.00			23,209.00		
Miscellaneous Assets	10,970.00				10,970.00	15.00	9,070.10		284.99	9,355.08	1,893.90	1,814.92
Technical Equipments	9,207.00				9,207.00	15.00	7,454.00		262.95	7,716.95	1,753.00	1,490.05
Scanner	3,803.00				3,803.00	15.00	3,002.84		120.02	3,122.86	800.16	680.14
(B)	26,860.00				26,860.00		21,676.02		1,704.22	23,580.24	1,033.19	10,359.21
DPMU-Thrissur												
Furniture & Fixtures	400,232.00				400,232.00	10.00	259,648.97		14,058.30	273,707.27	140,583.03	126,524.73
UPS	72,500.00				72,500.00	15.00	59,914.89		1,887.77	61,802.66	12,585.11	10,697.34
Books	846.00				846.00	100.00	846.00			846.00		
Electrical Fittings	9,739.00				9,739.00	10.00	6,181.26		355.77	6,537.03	3,557.74	3,201.97
Technical Equipments	14,239.00				14,239.00	15.00	9,828.26		661.61	10,489.87	4,410.74	3,749.13
Miscellaneous Assets	6,565.00				6,565.00	15.00	5,697.76		130.09	5,827.85	887.24	737.15
Computer Access	46,141.00				46,141.00	60.00	46,123.25		10.65	46,133.90	17.75	7.10
Communication (Tele & fax)	16,276.00				16,276.00	15.00	10,792.76		822.49	11,615.25	5,483.24	4,660.75
(C)	56,537.00				56,537.00		49,033.16		1,772.22	58,305.38	11,093.34	5,408.21
DPMU-Malappuram												
Communication(Tele/Fax)	34,136.00	19,510.00			53,646.00	15.00	27,924.74		3,858.19	31,782.93	6,211.26	21,863.07
Computer Server	202,825.00				202,825.00	60.00	202,304.97		312.02	202,616.99	520.03	208.01
Electrical Fittings	44,736.00				44,736.00	10.00	27,301.05		1,743.50	29,044.54	17,434.95	15,691.46
Books	6,210.00				6,210.00	100.00	6,210.00			6,210.00		
Furniture & Fixtures	605,881.00				605,881.00	10.00	379,749.87		22,613.11	402,362.98	226,131.13	203,518.02



Particulars Description of Assets	Cost					Depreciation				Written Down Value		
	Cost as on 01-04-2012	Additions during the year		Sale or Transfer	TOTAL	Rate	Upto 01-04-2012	For the year 2012-13		Upto 31-03-2013	WDV as at 31-3-2012	WDV as at 31-03-2013
		More than 180 days	Less than 180 days					On Assets sold	Existing / New Assets			
Miscellaneous Assets	26,425.00				26,425.00	15.00	21,027.28					
Photocopier	86,268.00	43,560.00			129,828.00	15.00	78,059.22		809.86	21,836.94	5,397.72	4,588.06
Technical Equipments	10,579.00				10,579.00	15.00	7,721.01		8,065.32	84,124.54	10,208.78	45,703.48
UPS	80,000.00	148,525.00			228,525.00	15.00	71,885.39		428.70	8,149.71	2,857.99	2,429.29
Airconditioner & Refrigerator	32,795.00	28,390.00			61,185.00	15.00	24,910.01		23,495.94	95,381.33	8,114.61	133,143.67
Modem	4,510.00				4,510.00	15.00	4,052.70		5,441.25	30,351.25	7,884.99	30,833.75
Projector LCD	19,634.00				19,634.00	15.00	15,950.33		68.60	4,121.29	457.30	389.71
Scanner	12,050.00				12,050.00	15.00	9,514.88		552.55	16,502.88	3,683.87	3,131.12
	166,049.00	239,965.00			406,014.00		37,017.44		380.27	9,895.14	2,535.12	2,154.86
DPMU-Palakkad												
Books	1,149.00				1,149.00	100.00	1,149.00			1,149.00		
Electrical Fittings	28,718.00				28,718.00	10.00	19,062.12		965.59	20,027.71	9,655.88	8,690.29
Furniture & Fixtures	421,071.00				421,071.00	10.00	281,883.08		15,918.79	277,801.87	159,187.92	143,269.13
Miscellaneous Assets	33,169.00				33,169.00	15.00	26,271.24		1,034.86	27,305.91	6,897.76	5,863.09
Photocopier	86,268.00				86,268.00	15.00	74,600.76		1,750.09	76,350.84	11,967.24	9,917.16
UPS	4,950.00				4,950.00	15.00	4,280.64		100.40	4,381.04	669.36	568.96
Communication Equipment	43,857.00				43,857.00	15.00	33,572.25		1,542.71	35,114.96	10,284.75	8,742.04
Computers & Accessories	118,005.00				118,005.00	60.00	117,522.09		289.75	117,811.84	482.91	193.16
Technical Equipments	16,838.00				16,838.00	15.00	10,753.54		912.67	11,666.21	6,064.46	5,171.79
Vehicle						15.00						
Modem	5,563.00				5,563.00	15.00	4,395.94		175.06	4,571.00	1,167.06	992.00
Refrigerator & Air conditioner	38,700.00				38,700.00	15.00	32,077.04		993.44	33,070.48	6,622.96	5,629.52
Scanner	6,349.00				6,349.00	15.00	5,204.06		171.74	5,375.80	1,144.94	973.20
Air Conditioner						15.00						
Capcell												
UPS	7,750.00				7,750.00	15.00	6,209.79		231.03	6,440.82	1,540.21	1,309.18
Computer	119,836.00				119,836.00	60.00	119,747.71		52.97	119,800.69	88.29	35.31
Miscellaneous Assets	18,728.00				18,728.00	15.00	14,014.39		707.04	14,721.44	4,713.61	4,006.56
Furniture & Fixtures	210,162.00				210,162.00	10.00	136,554.00		7,360.80	143,914.80	73,608.00	66,247.20
DPMU-Trivandrum												
Furniture & Fixtures	76,509.00				76,509.00	10.00	40,119.22		3,638.98	43,758.19	36,389.78	32,750.81
Typewriter						15.00						
UPS	7,500.00				7,500.00	15.00	4,720.62		416.91	5,137.52	2,779.38	2,362.48
Communication Equipment	7,100.00				7,100.00	15.00	4,623.07		371.54	4,994.61	2,476.93	2,105.39
Electrical Fittings	13,480.00				13,480.00	10.00	6,765.83		671.42	7,437.24	6,714.17	6,042.76
Comp.Serv.UPS&Equip	4,212.00				4,212.00	60.00	4,194.75		10.35	4,205.10	17.25	6.90
Modem						15.00						
Books						100.00						
Miscellaneous Assets	2,719.00				2,719.00	15.00	1,693.53		153.82	1,847.35	1,025.47	871.65
Technical Equipments						15.00						
Scanner						15.00						
DPMU-Kottayam												
Furniture & Fixtures	34,090.00				34,090.00	10.00	18,875.02		1,521.50	20,396.52	15,214.98	13,693.48
Typewriter						15.00						
UPS						15.00						
Communication Equipment	10,337.00				10,337.00	15.00	7,437.42		434.94	7,872.36	2,899.58	2,464.64
Electrical Fittings	21,005.00				21,005.00	10.00	11,711.87		929.31	12,641.19	9,293.13	8,363.81
Comp.Serv.UPS&Equip	11,130.00				11,130.00	60.00	11,029.36		60.38	11,089.74	100.64	40.26
Modem	1,663.00				1,663.00	15.00	794.90		130.21	925.12	868.10	737.88
Books						100.00						
Miscellaneous Assets						15.00						
Technical Equipments						15.00						



Particulars	Cost				Sale or Transfer	TOTAL	Rate	Depreciation			Written Down Value		
	Description of Assets	Cost as on 01-04-2012	Additions during the year					Upto 01-04-2012	For the year 2012-13		Upto 31-03-2013	WDV as at 31-3-2012	WDV as at 31-03-2013
			More than 180 days	Less than 180 days					On Assets sold	Existing / New Assets			
Scanner	-	-	-	-	-	15.00	-	-	-	-	-	-	
DPMU-Ermakulam													
Furniture & Fixtures	86,843.00	-	-	-	86,843.00	10.00	45,308.26	4,153.67	49,459.94	41,536.74	37,383.06		
Typewriter	-	-	-	-	-	15.00	-	-	-	-	-	-	
UPS	-	-	-	-	-	15.00	-	-	-	-	-	-	
Communication Equipment	9,500.00	-	-	-	9,500.00	15.00	6,835.20	399.72	7,234.92	2,664.80	2,265.08		
Electrical Fittings	77,329.00	-	-	-	77,329.00	10.00	43,116.75	3,421.23	46,537.97	34,212.25	30,791.03		
Comp.Serv.UPS&Equip	7,150.00	-	-	-	7,150.00	60.00	7,098.75	30.75	7,129.50	51.25	20.50		
Modem	3,965.00	-	-	-	3,965.00	15.00	2,852.80	166.83	3,019.63	1,112.20	945.37		
Books	-	-	-	-	-	100.00	-	-	-	-	-	-	
Miscellaneous Assets	6,524.00	-	-	-	6,524.00	15.00	4,339.32	327.70	4,667.03	2,184.68	1,856.97		
Technical Equipments	867.00	-	-	-	867.00	15.00	589.06	41.69	630.75	277.94	236.25		
Scanner	-	-	-	-	-	15.00	-	-	-	-	-	-	
	92,178.00	-	-	-	92,178.00		110,131.11	3,641.31	113,772.42	77,120.74	63,031.68		
DPMU-Waynad													
Furniture & Fixtures	259,617.00	-	-	-	259,617.00	10.00	134,611.13	12,500.59	147,111.72	125,005.87	112,505.28		
Air conditioner / Refrigeration	-	-	-	-	-	15.00	-	-	-	-	-	-	
Typewriter	-	-	-	-	-	15.00	-	-	-	-	-	-	
UPS	2,900.00	-	-	-	2,900.00	15.00	1,970.33	139.45	2,109.78	929.67	790.22		
Photocopier	51,830.00	-	-	-	51,830.00	15.00	35,214.49	2,492.33	37,706.82	16,615.51	14,123.18		
Communication Equipment	21,375.00	-	-	-	21,375.00	15.00	14,522.66	1,027.85	15,550.52	6,852.34	5,824.48		
Projector LCD	125,888.00	-	-	-	125,888.00	15.00	78,409.40	7,121.79	85,531.19	47,478.60	40,356.81		
Electrical Fittings	22,783.00	-	-	-	22,783.00	10.00	11,783.66	1,099.93	12,883.59	10,999.34	9,899.41		
Comp.Serv.UPS&Equip	10,035.00	-	-	-	10,035.00	60.00	10,017.27	10.64	10,027.91	17.73	7.09		
Modem	2,200.00	-	-	-	2,200.00	15.00	1,494.73	105.79	1,600.52	705.27	599.48		
Books	-	-	-	-	-	100.00	-	-	-	-	-	-	
Miscellaneous Assets	4,600.00	-	-	-	4,600.00	15.00	2,995.23	240.72	3,235.94	1,604.77	1,364.06		
Technical Equipments	720.00	-	-	-	720.00	15.00	489.18	34.62	523.81	230.82	196.19		
Scanner	4,950.00	-	-	-	4,950.00	15.00	3,223.13	259.03	3,482.16	1,726.87	1,467.84		
	2,633.00	-	-	-	2,633.00		1,333.00	53.00	1,386.00	653.00	533.00		
DPMU-Kannur													
Furniture & Fixtures	387,067.00	-	44,600.00	-	431,667.00	10.00	214,293.95	19,507.31	233,801.25	172,773.05	197,865.75		
Typewriter	-	-	-	-	-	15.00	-	-	-	-	-	-	
UPS	2,800.00	99,950.00	-	-	102,550.00	15.00	1,870.69	15,101.90	16,972.58	729.31	85,577.42		
Communication Equipment	24,585.00	-	-	-	24,585.00	15.00	16,703.61	1,182.21	17,885.82	7,881.39	6,699.18		
Electrical Fittings	57,000.00	-	-	-	57,000.00	10.00	31,101.30	2,589.87	33,691.17	25,898.70	23,308.83		
Comp.Serv.UPS&Equip	8,650.00	-	-	-	8,650.00	60.00	8,618.96	18.62	8,637.59	31.04	12.41		
Modem	550.00	-	-	-	550.00	15.00	395.72	23.14	418.86	154.28	131.14		
Books	3,545.00	-	-	-	3,545.00	100.00	3,545.00	-	3,545.00	-	-	-	
Miscellaneous Assets	3,500.00	-	7,490.00	-	10,990.00	15.00	2,377.98	730.05	3,108.03	1,122.02	7,881.97		
Technical Equipments	48,600.00	-	-	-	48,600.00	15.00	33,019.95	2,337.01	35,356.96	15,580.05	13,243.04		
Scanner	-	-	-	-	-	15.00	-	-	-	-	-	-	
Air conditioner / Refrigeration	-	-	35,400.00	-	35,400.00	15.00	-	2,655.00	2,655.00	-	32,745.00		
	1,000.00	-	-	-	1,000.00		500.00	50.00	550.00	50.00	50.00		
DPMU-Kollam													
Communication Equipment	7,256.00	-	-	-	7,256.00	15.00	3,752.40	525.54	4,277.94	3,503.60	2,978.06		
Electrical Fittings	6,520.00	-	-	-	6,520.00	10.00	2,456.12	406.39	2,862.50	4,063.68	3,657.50		
Comp.Serv.UPS&Equip	270,634.00	-	-	-	270,634.00	60.00	264,907.33	3,436.00	268,343.33	5,726.67	2,290.67		
Furniture & Fixtures	7,250.00	-	-	-	7,250.00	10.00	2,731.11	451.89	3,183.00	4,518.89	4,067.00		
Vehicle	3,200.00	-	-	-	3,200.00	15.00	1,529.58	250.56	1,780.14	1,670.42	1,419.88		
Miscellaneous Assets	5,870.00	-	-	-	5,870.00	15.00	3,035.64	425.15	3,460.79	2,834.38	2,409.21		
	1,000.00	-	-	-	1,000.00		500.00	50.00	550.00	50.00	50.00		
RPMU-Idukki													
UPS	-	73,000.00	-	-	73,000.00	15.00	-	10,950.00	10,950.00	-	62,050.00		



Particulars Description of Assets	Cost				Depreciation				Written Down Value			
	Cost as on 01-04-2012	Additions during the year		Sale or Transfer	TOTAL	Rate	Upto 01-04-2012	For the year 2012-13		Upto 31-03-2013	WDV as at 31-3-2012	WDV as at 31-03-2013
		More than 180 days	Less than 180 days					On Assets sold	Existing / New Assets			
Electrical Fittings		5,600.00	22,283.00		27,883.00	10.00			1,674.15	1,674.15	-	26,208.85
Miscellaneous Assets			2,850.00		2,850.00	15.00			213.75	213.75	-	2,636.25
Photocopier	-	43,560.00			43,560.00	15.00	-		6,534.00	6,534.00	-	37,026.00
Air conditioner / Refrigeration		28,750.00			28,750.00	15.00	-		4,312.50	4,312.50	-	24,437.50
		77,910.00	25,133.00		1,03,043.00				12,733.60	12,733.60		90,309.40
	24,212,757.00	1,15,104.90	1,073,321.00	205,337.00	50,899,921.00		16,31,453.50	1,63,145.35	12,733.60	21,17,347.45	12,733.60	38,88,684.85

