

INDEPENDENT AUDITORS' REPORT

To

M/s Kerala Rural Water Supply and Sanitation Agency,
Thiruvananthapuram

1. Report on the Financial Statements

We have audited the financial statements of M/s. Kerala Rural Water Supply and Sanitation Agency, Thiruvananthapuram which comprise of the Balance Sheet as at March 31st, 2015 and the Statement of Income and Expenditure for the year then ended, and a summary of significant accounting policies and other explanatory information.

2. Management's Responsibility for the Financial Statements


Management is responsible for the preparation of these financial statements that give a true and fair view of the financial position and financial performance of the organization. This responsibility includes the design, implementation and maintenance of internal controls relevant to the preparation and presentation of the financial statements that give a true and fair view and are free from material misstatement, whether due to fraud or error.

3. Auditor's Responsibility

Our responsibility is to express an opinion on these financial statements based on our audit. We have conducted our audit in accordance with the Standards on Auditing issued by the Institute of Chartered Accountants of India. Those Standards require that we comply with ethical requirements and plan and perform the audit to obtain reasonable assurance about whether the financial statements are free from material misstatement.

An audit involves performing procedures to obtain audit evidence about the amounts and disclosures in the financial statements. The procedures selected depend on the auditor's judgment, including the assessment of the risks of material misstatement of the financial statements, whether due to fraud or error. In making those risk assessments, the auditor considers internal control relevant to the organization's preparation and fair presentation of the financial statements in order to design audit procedures that are appropriate in the circumstances. An audit also includes evaluating the appropriateness of accounting policies used and the reasonableness of the accounting estimates made by management, as well as evaluating the overall presentation of the financial statements.

We believe that the audit evidence we have obtained is sufficient and appropriate to provide a basis for our audit opinion.



4. Basis for Qualified Opinion

- a) Physical verification of Fixed Assets has not been carried out during the year.
- b) In Fixed Assets schedule Jalanidhi Phase I & Phase II is included. However register of Jalanidhi Phase II has only been maintained.
- c) Other matters as specified in Annexure to this Audit Report.

5. Qualified Opinion


In our opinion and to the best of our information and according to the explanations given to us, except for the possible effect of the matters described in the basis for qualified opinion paragraph, the financial statements give the information required in the manner so required and give a true and fair view in conformity with the accounting principles generally accepted in India:

- i) in the case of the Balance Sheet, of the state of affairs of the Kerala Rural Water Supply and Sanitation Agency as at 31st March, 2015, and
- ii) in the case of the Statement of Income and Expenditure of the Incomes and Expenditures for the year ended on that date.

6. Report on other legal and regulatory requirements


- a) We have obtained all the information and explanations which, to the best of our knowledge and belief, were necessary for the purpose of our audit;
- b) In our opinion, proper books of account as required by law have been kept by the Institution so far as appears from our examination of the said books ;
- c) The Balance sheet and the statement of Income and Expenditure dealt with by this report are in agreement with the books of account;

For Isaac & Suresh,
Chartered Accountants
FRN.001150S


K. Suresh
(Partner)

M.No.023554.

Thiruvananthapuram
22nd December, 2015.



Annexure to our Audit Report dated 22nd December, 2015

PROJECT MANAGEMENT UNIT, TRIVANDRUM


1. Late Remittance of EPF and TDS has been noted during the course of audit.
2. Provision for arrear rent of Rs 5,84,075 has not been provided in the books of accounts.
3. Salary deduction-Others shows an opening debit balance of Rs 1225/-Details of which have not been obtained.
4. Opening balance of salary deduction-Others and salary deduction-LIC has not been paid during the year.
5. The following Income tax deducted at source(opening balances and current year deductions)have not been remitted as at the end of the financial year:-
 - a) Consultancy -Rs 30,336/-
 - b) Contract -Rs 25,870/-
 - c) Rent -Rs 8211/-
 - d) Salary -Rs4350/-
6. VAT not paid during the year:-

PARTICULARS	AMOUNT
June	668
December	2225
TOTAL	2893

REGIONAL PROJECT MANAGEMENT UNIT MALAPPURAM

1. On advertisement expenses TDS is not deducted - Rs.71, 556.00 and 2, 71,656.00 on 02-07-2014 and 21-07-2014 respectively.
2. Advances amounting to Rs 2,65,368/- is seen pending settlement. Details are given below.

Particulars	Opening Balance as on 01.04.2014	Advance made during the year	Adjusted against expenses	Closing Balance as on 31.03.2015
Jayachandran	20000	145000	130000	35000
Narendradev	24500	70000	35000	59500
Shaheer	68650	431000	410000	89650
Shamsudheen	8000			8000
V.K. Narayanan	4000			4000
Abdul Latheef	10000	20000		30000
Praveenkumar	-372	33990	3500	30118



ISAAC & SURESH
Chartered Accountants

Shajan Jacob	4300			4300
Ayyappan	4800	19500	19500	4800
TOTAL				265368


3. Elavally GP- Contract bill not produced for our verification.

REGIONAL PROJECT MANAGEMENT UNIT KANNUR

1. Salary deduction -others is having credit balance representing the CUG charges recovered from the employees amounting to Rs.36,965.00.
2. Advance of Rs. 5000/- paid to JayakumaraVarmaMT , on 25.09.2014 is still pending.
3. Advertisement expenses are met by RPMU on behalf of the GPs (TDS deducted , paid and ETDS returns filed by RPMU) But the expenses not accounted by RPMU but by GPs..
4. A temporary advance of Rs. 2,00,000/- is seen accounted as made to RSAT on 01-07-2014 and the same is reversed on 01-07-2014 itself. These entries are seen made to rename the advance made to NRDWP project in 13-14.
5.
 - a) KadirurGP&Kaniyambetta GP-TDS paid belatedly.
 - b) Panamaram GP-TDS on payment to GP Strengthening -Resource Centre amounting 55466.00 deducted, but not paid. Also the deductions are not accounted, as the net payment only is accounted as expense.

REGIONAL PROJECT MANAGEMENT UNIT IDUKKI

1. Veliyamattom GP
 - a) In the case of verification of payments made to Veliyamattam GP, we have observed that the amount shown as payments made to GP in the books of RPMU Idukki and the corresponding receipts shown in the of GP in their books of accounts shows a difference.(See Annexure A)
 - b) In Erukkupalamone Beneficiary Group, under the Velliamattom GP, the bank balance found different. (See Annexure B)



ISAAC & SURESH
Chartered Accountants

- c) Vat and KCWWF not deducted at the time of payment made to the BG.

2. Arakkulam GP

- a) The bank balance of the GP's found different while checking Tally with Bank book .(See Annexure B)
b) TDS deducted and remitted within the relevant due date. But TDS returns of same not filed accordingly.
c) Vat and KCWWF not deducted at the time of payment made to the BG.

3. Bharanaganam GP

- a) The bank balance of the GP's found different while checking Tally with Bank book. (See Annexure B)
b) Vat and KCWWF not deducted at the time of payment made to the BG.

4. Cash balance in Ozhukupara GP as per cash book (Rs.4775) and balance as per Tally (Rs.1065).

5. Thalappalam GP


- a) KCWWF Rs 2,465/-and VAT Rs 12,326/- remitted to authorities but no entries have been passed with respect to Innovative schemes
b) There is an entry of Rs.16,796/- passed on 30.06.2014 as bank receipt in Thalappalm GP Bank Account in Tally. But the same not reflected in Bank statement. However, it was explained to us that the entry was passed to rectify a wrong entry passed on 28.03.2014.
c) Vat and KCWWF not deducted at the time of payment made to the BG.

GENERAL

1. Sundry Creditors show a debit balance of Rs 1, 00,36,337.13 mainly because of the various debit balances in Grama Panchayats. Individual break-up was not available for verification.
2. Rent agreement for DPMU's/RPMU's has not been renewed. Rent arrears, if any, on renewal is not ascertainable.

For ISAAC & SURESH
Chartered Accountants
Trivandrum

[Handwritten Signature]
K. SURESH
22/12/2015
Member No. 23654




ISAAC & SURESH
Chartered Accountants

Annexure A

Difference in payment made by RPMU Idukki to GP and corresponding receipts in GP from RPMU Idukki

RPMU Idukki			
GP Name	GP Balance as per RPMU Idukki Tally	RPMU Balance in GP Tally (Tally available with RPMU Idukki of the respective GPs)	Difference
<i>Idukki-Kanjikuzhy</i>	4,73,82,516.00	4,78,82,516.00	-5,00,000.00
<i>Kadaplamattom</i>	5,03,50,156.00	4,97,98,896.00	5,51,260.00
<i>Karunapuram</i>	11,61,260.00	26,61,260.00	-15,00,000.00
<i>Konnathady</i>	5,39,55,067.00	5,44,55,067.00	-5,00,000.00
<i>Kunnamthanam</i>	4,09,58,402.00	4,14,58,402.00	-5,00,000.00
<i>Manickal</i>	4,08,08,784.00	4,13,42,182.00	-5,33,398.00
<i>Marangattupally</i>	2,74,93,283.00	4,59,64,606.00	-1,84,71,323.00
<i>Meenachil</i>	1,90,28,963.00	2,09,67,115.00	-19,38,152.00
<i>Mutholy</i>	4,58,13,759.00	4,63,13,759.00	-5,00,000.00
<i>Mynagappally</i>	36,71,275.00	31,92,920.00	4,78,355.00
<i>Parathodu</i>	3,47,24,070.00	3,47,12,460.00	11,610.00
<i>Ranni</i>	2,83,79,158.00	2,88,79,158.00	-5,00,000.00
<i>TV Puram</i>	2,45,000.00		2,45,000.00
<i>Velliyamattom</i>	96,79,193.00	1,09,81,378.00	-13,02,185.00
	82,97,66,989.00	85,47,25,822.00	-2,49,58,833.00



ISAAC & SURESH
Chartered Accountants

Annexure B

Bank balance of the GP's found different while checking Tally with Bank book

GP Name	BG	Balance as per Bank book	Balance as per Tally	Diff
Velliyamattom GP	Erukkupalam	15,498.00	51,904.00	(36,406.00)
Arakkulam GP	Nila	87,830.00	78,670.00	9,160.00
	Navajeevan	1,30,191.00	20,000.00	1,10,191.00
	Gangotri	1,03,435.00	97,938.00	5,497.00
Bharanaganam GP	Ozhukupara BG	22,387.00	8,387.00	14,000.00
	Kaveri BG	9,44,503.00	27,082.00	9,17,421.00



KERALA RURAL WATER SUPPLY AND SANITATION AGENCY
PTC TOWER, S.S KOVIL ROAD, THAMPANOR, THIRUVANANTHAPURAM.

SCHEDULES TO BALANCE SHEET AS ON 31-03-2015


SCHEDULE - I - SUNDRY CREDITORS FOR EXPENSES

Amount in Rs


PREVIOUS YEAR	PARTICULARS	CURRENT YEAR
997,757.00	Audit Fee payable	875,667.00
1,244,577.00	Salary Payable	1,435,843.00
56,140.00	Other Deduction Payable-RPMU	-
-	Rent Payable	-
-4,626,779.00	GP Payables	(4,718,743.93)
-	KCWFF	(100,164.72)
-7,770.00	VAT	(646,309.08)
1,950.00	TDS Salary	(312,857.00)
4,555.00	Deductions LIC	22,283.00
-1,225.00	Deductions Others	(740,309.00)
-21,218.00	Deductions P F	(187,244.00)
	Deduction-EPF	(2,719,785.00)
22,073.00	Tax Deductions Rent	(160.00)
1,536.00	Tax Deductions Consultant	(174,633.00)
730.00	Tax Deductions Works	(2,769,924.40)
-2,327,674.00	Total	(10,036,337.13)

SCHEDULE-II - CASH AT BANK

PREVIOUS YEAR	PARTICULARS	CURRENT YEAR
2,533,358.00	Canara Bank , Kannur	1,596,438.00
60,017,644.00	State Bank of Travancore, Kannur	87,828.00
	SBT-current account,Kannur	47,250.00
	Syndicate bank,Kannur	4,876,135.07
23,541,552.00	Canara Bank , Malappuram	2,470,520.00
2,000,000.00	Indian Bank,Malappuram	2,000,400.00
	SBT ,Malappuram	361,104.00
	Union Bank of India,Idukki	21,698.00
40,183.00	Canara Bank, Idukki	-
61,813,822.00	State Bank of Travancore, Idukki	2,371,095.00
2,893,842.29	State Bank of India, Thiruvananthapuram	-
39,575,658.00	SBT Santhinagar Branch, Thiruvananthapuram	154,146,107.00
642,102,726.00	District Treasury, Thiruvananthapuram	633,941,872.00
53,256,995.00	Canara Bank, Chalai Branch, Thiruvananthapuram	4,032,752.00
9,582,374.00	Union Bank of India,Main Branch	4,708,038.00
14,593,295.00	Adimaly GP UBI Bank a/c 352502010061161	17,440,131.00
2,343,565.00	Arakkulam GP UBI Bank a/c 49302010006949	7,122,640.00
1,035,690.00	Aymanam GP SBT Bank a/c 67218348137	4,313,911.00
4,959,146.00	Bharananganam GP SBT Bank a/c 67216068785	2,323,189.00
2,803,037.00	Bison Valley SBT GP Bank a/c 67213238991	3,872,178.00
526,746.00	Chakkupallam GP SBT Bank a/c 67213389452	1,472,347.00
8,019,127.00	Kanjikuzhy GP UBI Bank a/c 423102010012810	5,239,895.00
3,772,874.00	Kadaplamattom GP SBT Bank a/c 67157473776	1,866,977.00
8,431,107.00	Kanghazha GP SBT Bank a/c 67214959003	2,504,500.00



4,219,279.00	Kanthaloor GP UBI Bank a/c 423502010009618	4,474,861.00
10,232,371.00	Konnathady SBT Bank a/c 67158594155	6,451,713.00
4,807,494.00	Kooropada GP SBT Bank a/c 67200166507	4,107,080.00
98,000.00	Kulashekarapuram GP Indian Bank a/c 996309195	98,000.00
1,084,104.00	Kurichi GP SBT Bank a/c 67217950733	1,749,315.00
11,636,635.00	Manickal GP UBI Bank a/c 444702010012846	1,351,423.00
1,581,257.00	Mankulam GP SBI Bank a/c 32822723564	6,218,556.00
5,328,571.00	Mutholy GP SBT Bank a/c 67212522907	2,998,218.00
5,757,574.37	Mynagapally GP Syndicate Bank a/c 5042200090584	5,757,574.00
5,849,899.00	Ranni GP Canara Bank a/c 2319101046633	1,836,639.00
4,291,318.00	Kunnathanam GP SBT Bank a/c 67162293732	2,507,201.00
7,549,837.00	Maragantupally GP SBT Bank a/c 67213574874	5,105,121.00
2,020,948.00	Marayoor GP SBT Bank a/c 67219955220	1,073,937.00
3,745,233.00	Meenachil GP SBT Bank a/c 67217940000	3,264,046.00
1,788,572.00	Meenadom GP SBT Bank a/c 67210816397	810,465.00
4,294,374.00	Panachikkadu GP Corporation Bank a/c 023200101007061	6,483,338.00
3,637,027.00	Parathode GP SBT Bank a/c 67216067099	3,346,194.00
14,541,180.00	Poonjar Thekkekara GP Central Bank of India a/c 32336403807	2,073,396.00
664,491.00	Thalapalam GP SBT Bank a/c 67213336679	388,063.00
2,586,717.00	Udumbannoor GP South Malabar Gramin Bank a/c 40356101004076	4,553,564.00
5,185,002.00	Vannapuram GP SBT Bank a/c 67217292740	511,564.00
3,853,902.00	Vathikudy GP UBI Bank a/c 677502010000192	9,299,485.00
1,791,012.00	Velliyamattom GP UBI Bank a/c 403902010014538	3,761,946.00
	Karunapuram GP SBI a/c no:32775088668	10,036,942.00
	Thidanad GP SBI a/c no:34242179126	4,657,577.00
	Karoor GP SBT a/c no:67273388572	2,200,000.00
	Edamalakudi GP SBT a/c no:67217509583	1,500,000.00
1,883,295.00	Annamnada SBI Bank a/c 33326072041	3,600,575.00
5,053,281.00	Chelambra Punjab National Bank a/c 4529000100018945	8,239,056.00
1,792,930.77	Cheruvannur GP Syndicate Bank a/c 44122200018747	384,235.00
2,045,950.00	Chokkad Kerala Gramin Bank a/c 40238101008355	4,943,484.00
3,276,990.00	Edachery Kerala Gramin Bank a/c 40212101009859	5,666,162.00
7,969,206.00	Elavally GP Punjab National Bank a/c 4333000100082954	3,305,271.00
	Edapatta GP SBT a/c no:67220845190	8,981,456.00
1,572,346.00	Elvanchery GP Punjab National Bank a/c 4331000100036948	1,831,215.00
10,676,415.00	Karuwarkundu GP Bank Account	8,759,846.00
11,476,073.00	Kattippara GP Canara Bank a/c 0826101059223	4,477,548.00
5,547,680.00	Keezhariyur GP Kerala Gramin Bank a/c40223101006339	1,761,443.00
3,837,651.00	Kuttippuram GP Punjab National Bank a/c 4307000100341557	3,476,935.00
927,917.00	Kuzhur SBT Bank a/c 67242665780	12,404,050.00
5,133,304.00	Lakkidiperur Bank of Baroda Bank a/c 32040100002765	7,752,938.00
3,744,445.00	Mala Canara Bank a/c 8555101063540	3,435,695.00
8,628,961.00	Maniyur Kerala Gramin Bank a/c40128101029385	3,437,956.00
235,567.00	Melattur SBT Bank a/c 67216627837	4,137,809.00
9,638,992.00	Nadathara GP Punjab National Bank a/c 2588000100057828	9,401,960.00
2,618,200.00	Ozhur GP Kerala Gramin Bank a/c 40649101004960	5,683,960.00
10,381,297.30	Pallasena Punjab National Bank a/c 4280000100038156	5,565,845.00
7,867,729.00	Perumankalri GP SBT Bank a/c 67212919426	10,456,955.00
3,541,254.00	Poyya SBI Bank a/c 32914155756	2,370,168.00
725,960.00	Puthanchira SBI Bank a/c 33344505291	204,596.00
10,505,573.00	Thamarsrey GP Canara Bank a/c 0826101058540	10,034,803.00
1,922,850.00	Thennala Kerala Gramin Bank a/c 40174101013764	8,500,526.00
4,987,409.00	Urangattiri GP Canara Bank a/c 1496101022730	9,744,199.00
1,008,448.00	Vellanagur GP Canara Bank a/c 1001101183183	1,972,976.00
	Vengara GP Canara Bank a/c no:4691101000971	6,035,168.00




	Oorakam GP PNB a/c no:4362001700052293	357.00
3,245,273.00	Parappur SBT Bank a/c 67217065126	10,288,739.00
317,000.00	Aralam GP Kerala Gramin Bank a/c 40450100009229	590,439.00
5,034,709.00	Alakode GP SBI Bank a/c 32834816183	6,321,122.00
8,064,734.00	Balal GP Corportion Bank a/c 179100101000016	3,440,372.00
2,124,550.00	Bellur GP Kerala Gramin Bank a/c 40506100005353	6,088,350.00
6,397,063.00	Cherupuzha GP SBT Bank a/c 67212460029	3,054,679.00
5,718,243.00	Delampady GP Kerala Gramin Bank a/c 40451100008893	4,209,548.00
4,094,066.00	East Eleri GP Kerala Gramin Bank a/c 40595100001175	6,412,466.00
7,058,024.00	Edavaka GP Kerala Gramin Bank a/c 40481100009100	1,706,692.00
4,434,671.00	Irikkur GP Kerala Gramin Bank a/c 40484100006724	9,711,258.00
3,545,248.00	Kadirur GP Indian Overseas Bank a/c 027601000015498	4,134,484.00
5,052,152.00	Kaniyambetta GP SBI Bank a/c 32903317857	3,598,753.00
3,885,182.00	Kolayad GP Kerala Gramin Bank a/c 40434100009356	5,734,361.00
2,708,844.00	Kottathara GP SBI Bank a/c 32888847313	3,674,851.00
8,283,434.30	Kunnothuparamba GP Syndicate Bank a/c 42532200071880	6,501,758.00
7,161,372.92	Kuttiattoor GP Syndicate Bank a/c 42542200027036	3,957,558.00
2,712,874.00	Munderi GP Kerala Gramin Bank a/c 40424100010325	812,979.00
4,084,950.00	Noolpuzha GP Central Bank of India a/c 3154034076	1,989,003.00
1,752,173.00	Padne GP Kerala Gramin Bank a/c 40414100005921	896,751.00
496,782.00	Paivalike GP Kerala Gramin Bank a/c 40485100006383	2,122,901.00
11,561,083.00	Panamaram GP SBI Bank a/c 32891323927	3,831,121.00
4,523,488.00	Poothadi GP South Malabar Gramin Bank a/c 40121101005969	3,640,583.00
5,666,837.00	Pozhuthana GP South Malabar Gramin Bank a/c 40229101004146	5,162,239.00
5,134,574.00	Pullur Periya GP Kerala Gramin Bank a/c 40442100010333	6,662,389.00
4,579,928.00	Pulpalli GP South Malabar Gramin Bank a/c 0863101030014	8,747,385.00
889,291.00	Puthige GP Kerala Gramin Bank a/c 40417100009629	946,353.00
4,313,831.00	Thavinjal GP Kerala Gramin Bank a/c 40478100008796	7,204,663.00
5,879,836.00	Thondernad GP Canara Bank a/c 1042101022914	7,516,998.00
8,255,296.00	Udayagiri GP Kerala Gramin Bank a/c 40507100007639	800,042.00
6,250,862.00	Vellamunda GP Kerala Gramin Bank a/c 40411100012178	8,002,844.00
1,320,613,633.95	Total	1,247,762,091.07

SCHEDULE - III - FUND IN TRANSIT

PREVIOUS YEAR	PARTICULARS	CURRENT YEAR
51,237,447.00	RPMU -GP	1,154,128.47
51,237,447.00	Total	1,154,128.47

SCHEDULE - IV - STAFF ADVANCE

PREVIOUS YEAR	PARTICULARS	CURRENT YEAR
40,000.00	Advance NRWDP Staff	30,000.00
734,014.00	Advance to Staff-PMU	560,957.00
207,078.00	Advance to Staff-RPMU	624,768.00
981,092.00	Total	1,215,725.00




SCHEDULES TO STATEMENT OF INCOME AND EXPENDITURE FOR THE YEAR ENDED 31-03-2015

SCHEDULE -V- ADMINISTRATIVE EXPENSES

PREVIOUS YEAR	PARTICULARS	CURRENT YEAR
51,482,041.00	Salary to Staff	77,577,157.00
2,342,731.00	Advertisement	6,063,735.00
32,784.00	Annual Maintenance Contract	35,107.00
7,937.00	Bank Charges	37,333.29
1,104,859.00	Communication Expenses	1,875,407.00
1,346,568.00	Computer Software	14,470.00
88,668.00	Computer Stationery	115,326.00
340,303.00	Electricity & Water Charges	392,380.00
1,336,531.00	Medical Reimbursement	2,457,754.00
88,900.00	Miscellaneous Expenses	-
	Mid term evaluation	326,168.00
	MIS development	545,059.00
110,762.00	Office Furnishing	116,420.00
255,589.00	Other Establishment Expenses	472,494.00
	Other expenses	1,290,070.00
66,700.00	Postage	63,364.00
1,526,309.00	Printing & Stationery	517,538.00
5,560,817.00	Office Rent	3,394,081.00
	Repairs & Maintenance:	
107,797.00	General	576,547.00
204,762.00	Office Vehicle	171,076.00
169,540.00	Staff welfare	334,427.00
3,887,747.00	Travelling Expenses:	
	local	5,572,765.00
	Rates & Taxes	106,000.00
191,342.00	Fuel charges	159,984.00
2,220,295.00	Vehicle Rental Charges	2,332,833.00
438,500.00	Wages	409,852.00
11,236.00	Consultancy - Others	4,388,011.00
301,350.00	Consultancy - Services & studies	2,712,145.00
-	Gratuity to staff	12,300.00
879,218.00	IEC-PMU/RPMU Level	694,143.00
1,349,200.00	Permanent Travel Allowance	4,174,726.00
36,600.00	Legal Consultancy charges	74,500.00
27,650.00	Water Quality Analysis	23,068,093.00
75,516,736.00	Total	140,081,265.29


SCHEDULE - VI - TRAINING AND SEMINAR

PREVIOUS YEAR	PARTICULARS	CURRENT YEAR
1,245,146.00	Conference, Meeting & Seminar	2,168,557.00
3,282,416.00	Others - KRWSA	22,120.00
67,387.00	Technical & Financial BG's & GP's	61,460.00
787,628.00	Intermediary Level Training -RPMU	1,190,362.00
37,683.00	Strategic Level Training - RPMU	1,624,935.00
	Skill Development - KRWSA	-
13,804.00	Community Development	1,500.00
5,434,064.00	Total	5,068,934.00



SCHEDULE - VII - GRAMA PANCHAYAT Expenditure

PREVIOUS YEAR	PARTICULARS	CURRENT YEAR
1,068,807.00	GP Strengthening-PPA Salary	3,507,604.00
933,542.00	G-Pat Establishment Expenses	83,478.00
	G-Pat Salary Expenses	1,636,817.00
424,941,748.00	Fund Transfer from GPs to BG	1,574,182,077.80
7,547.70	Bank charges	27,444.55
2,210,854.00	IEC-GP/BG level	1,955,524.00
25,316,359.00	SO/GPAT Payment-LWSS	20,471,870.00
3,316,337.00	Pay & Use Latrines	6,859,335.00
725,058.00	Exposure Visit-GP/SO	268,308.00
4,789,053.00	GP-Strengthening -Resource Centre	11,589,710.00
55,195.00	GP-Strengthening -Stationery/TA Etc	196,068.00
24,299.00	Grass Root Level Training-Financial	415,362.00
642,473.00	Grass Root Level Training-General/CD/Managerial	2,868,910.00
85,340.00	Grass Root Level Training-Technical	593,081.00
	Ground water recharge	14,168,889.00
997,772.00	Sanitation IEC	5,206,943.00
55,415,828.00	SO/GPAT Payment-SWSS	82,453,221.00
86,848.00	Capacity Building	402,831.00
493,235.00	Community Biodegradable Waste Management	2,197,137.00
	Consultancy others	6,000.00
250,000.00	Other Expenses	7,202,696.25
1,712,046.00	GP-Strengthening -Innovative Schemes	3,159,718.00
54,878.00	GP strengthening	
	SO/GPAT Payment - Rehab.WSS	1,399,032.00
	SO/GPAT Payment - Multi-GP WSS	4,281,142.00
	Rehabilitation WSS	227,085.00
763,569.00	Preparation of WSP	
	Liquid Management System	200,656.00
	New Technologies for Latrines	379,942.00
523,890,788.70	Total	1,745,940,881.60



KERALA RURAL WATER SUPPLY AND SANITATION AGENCY

NOTES FORMING PART OF ACCOUNTS FOR THE YEAR ENDED ON 31.03.2015

1. Significant Accounting Policies

- a) Accrual Based accounting has been followed.
- b) Out of Grant from Government of Kerala an amount equivalent to the cost of Fixed Assets has been treated as Capital Grant and balance is treated as Revenue Grant. The Revenue grant from Government of Kerala-Jalanidhi (Phase II) of Rs 1,64,50,62,002/- is the matching figure to cover the various expenses incurred, after considering all other incomes.

2. Fixed Assets & Depreciation

- a) Fixed Assets are stated at historical cost.
- b) Depreciation is provided on Fixed Assets at the rates prescribed by the Income Tax Rules, 1962 on Written down value (WDV) method.
- c) Amount equivalent to the depreciation on Fixed Assets acquired out of Government Grant is transferred to Income & Expenditure Account from Capital Grant as prescribed in the Accounting Standard-12 "Accounting for Government Grants" issued by the Institute of Chartered Accountants of India.

3. Payments to Beneficiary Groups have been treated as Expenditure.


4. No provision for Gratuity has been made, as this is a time bound project.

5. Fund -in-transit of Rs 11,54,128.47/- is the amount transferred to various GP's from RPMU's which have been received by GP's after the year end. No Sufficient details were provided to verify whether the fund in transit of 2013-14 of Rs 5,12,37,447 has been received during this year.

6. The Contributions from GramaPanchayats have been treated as income during the year.

7. Figures for the previous year have been regrouped and rearranged, wherever necessary.

8. During the audit of RPMU's various entries were suggested to be passed in the books of accounts however these entries were not passed in the current year as Interim Financial Statements were prepared using Trial Balance before Statutory audit. The Officials have suggested these entries to be passed in subsequent year.



[Handwritten signature]

KERALA RURAL WATER SUPPLY AND SANITATION AGENCY
PTC TOWER, S.S KOVIL ROAD, THAMPANOR, THIRUVANANTHAPURAM.
BALANCE SHEET AS ON 31-03-2015

PREVIOUS YEAR	LIABILITIES	SCH NO	CURRENT YEAR	PREVIOUS YEAR	ASSETS	SCH NO	CURRENT YEAR	Amount in Rs CURRENT YEAR
	CAPITAL GRANT				FIXED ASSETS			
9252077	Opening Balance of Capital Grant used for acquisition of Capital Assets		10752887	36304182	Gross Value		41609271	10112189
5941632	Add : Capital Grant used for acquisition of Capital Assets during the Year		5305089	25551295	Less: Accumulated depreciation	VIII	31497082	
15193709			16057976	10752887	CURRENT ASSETS, LOANS AND ADVANCES			1248948765
4415218	Less: Amount transferred to income and Expenditure Account being the depreciation on Fixed Assets acquired out of Capital Grant		5945787.463	15117	A. CURRENT ASSETS			
10778491			10112188.54	1320613634	Cash in Hand	II	7395	
25604	Less: Assets sold/ tfr to revenue grant		0	51237447	Cash at Bank	III	1247762091	
10752887			10112188.54	21600	Fund in Transit		1154128.47	
	UNUTILISED GRANT(REVENUE)				Deposits		25150	
24937483	National Rural Drinking Water Programme		24937483	1371887798				
	Less: Utilised during the year		5210475		B. LOANS AND ADVANCES			
17800000	For Iron Removal Plant		17800000		Advances to KWA			
166434986	Jalanidhi-Phase I		166434986		Opening Balance		54188932	
	Less: Utilised during the year		2336354		Add: Paid during the year		50000000	
				19727008	Less: Utilised during the year		98997974	
				17800000			5190958	
				164098632		IV	1215725	
				63207802			4582188	
							8745395	
							7667207	27401473



Jalanidhi (Phase II)					
514604163	Opening Balance	1216995701			
1000000000	Add: funds received during the year	1500000000			
105004	Add: Assets sold/ tr from Capital grant (Including Buy-Back amount)	59240			
297713466	Less: Utilised during the year	1645062002	1071992939		
1216995701					
CURRENT LIABILITIES AND PROVISIONS					
CURRENT LIABILITES					
11255104	Retention Money	12767996			
(2,327,674)	Sundry Creditors	(10,036,337)	2731659		
8927430					
1445848487			1286462427	1445848487	1286462427

AUDITORS' REPORT

Vide our report of even date

Sama

Consultant-Project Finance
KRWSSA

Syamsab

Director(Finance & Admn)
KRWSSA



Tulin Arival

Executive Director
KRWSSA

For ISAAC & SURESH
Chartered Accountants
(Firm No. 23554)

[Signature]
K. SURESH, F.C.A.
Partner
Membership No. 23554

Place: Trivandrum
Date: 22-12-2015



**KERALA RURAL WATER SUPPLY AND SANITATION AGENCY
PTC TOWER, S.S KOVIL ROAD, THAMPANOR, THIRUVANANTHAPURAM.
STATEMENT OF INCOME AND EXPENDITURE FOR THE YEAR ENDED ON MARCH 31, 2015**

Amount in Rs								
PREVIOUS YEAR	EXPENSES	SCH NO	CURRENT YEAR	PREVIOUS YEAR	INCOME	SCH NO	AMOUNT	CURRENT YEAR
75516736	Administrative Expenses	V	140081265		GRANTS			
5434064	Training and Seminar	VI	5068934	297713466	From Government of Kerala-Jalanidhi (Phase II)		1645062002	
1034284	Audit Fees		852676		From KWA		-	
523890789	Grama Panchayat Expenditure	VII	1745940882	0				
4415218	Depreciation	VIII	5945787.463	297713466	Less: Fixed Asset Purchased during the year		1645062002	
75811068	Common Infrastructure - KWA		98997974	5941632			5305089	
				291771834			1639756913	1639756913
				4389614	Amount Transferred from capital grant			5945787.463
				13924779	Interest & Other non Project Income			25487080.02
				320128	Other Income			1942668
				324595487	GP contribution			323755070
				51100317	Unutilized Fund From GP			-
686102159			1996887518	686102159				1996887518

Sema
Consultant Project Finance
KRWSSA

Syfanab
Director (Finance & Admn)
KRWSSA


Sulin Ariswal
Executive Director
KRWSSA



AUDITORS' REPORT
Vide our report of even date

For ISAAC & SURESH
Chartered Accountants

[Signature]
R. SURESH, F.C.A.
Member No. 23554




Place: Trivandrum
Date: 22-12-2015

KERALA RURAL WATER SUPPLY AND SANITATION AGENCY
III FLOOR, PTC TOWERS,SS KOVIL ROAD,THAMPANOOR, THIRUVANANTHAPURAM

DEPRECIATION STATEMENT FOR THE YEAR ENDED 31-03-2015


Schedule VIII

Particulars	Cost						Depreciation				Amount in Rupees		
	Description of Assets	Cost as on 01-04-2014	Additions during the year		Sale or Transfer	TOTAL	Rate	Upto 01-04-2014	For the year 2015-16		Upto 31-03-2015	Written Down Value	
			More than 180 days	Less than 180 days					On Assets sold	Existing / New Assets		WDV as at 31-3-2014	WDV as at 31-03-2015
PMU													
Air conditioner / Refrigeration	315,147.00		39,000.00		354,147.00	15.00	260,845.88		13,995.17	274,841.04	54,301.12	79,305.96	
Refrigerator						15.00							
Books	42,436.65				42,436.65	100.00	42,436.65			42,436.65			
Communication Equipment	598,406.00				598,406.00	15.00	421,697.77		26,506.23	448,204.01	176,708.23	150,201.99	
Computer	15,765,378.30	3,735,900.00	520,380.00		20,021,658.30	60.00	12,852,074.95		4,145,636.01	16,997,710.96	2,913,303.35	3,023,947.34	
Electrical Fittings	192,542.00	960.00			193,502.00	10.00	135,889.29		5,761.27	141,650.56	56,652.71	51,851.44	
Furniture & Fixtures	2,765,685.00	666,437.00			3,432,122.00	10.00	1,905,934.62		152,618.74	2,058,553.36	859,750.38	1,373,568.64	
Miscellaneous Assets	202,712.00	13,490.00			216,202.00	15.00	170,855.79		6,801.93	177,657.72	31,856.21	38,544.28	
Photocopier	1,397,477.00				1,397,477.00	15.00	1,088,284.67		46,378.85	1,134,663.52	309,192.33	262,813.48	
Projector-LCD& Overhead	1,002,156.00				1,002,156.00	15.00	678,582.06		48,536.09	727,118.15	323,573.94	275,037.85	
Technical Equipments	858,887.00				858,887.00	15.00	684,061.43		26,223.84	710,285.26	174,825.57	148,601.74	
Typewriter	10,672.00				10,672.00	15.00	10,158.85		76.97	10,235.82	513.15	436.18	
Vehicle Motor car	3,354,395.00				3,354,395.00	15.00	1,540,806.36		272,038.30	1,812,844.65	1,813,588.65	1,541,550.35	
UPS	795,446.00	131,491.00			926,937.00	15.00	491,245.87		65,353.67	556,599.54	304,200.13	370,337.46	
Modem	64,426.00				64,426.00	15.00	59,094.70		799.70	59,894.39	5,331.30	4,531.61	
Printer & Scanner	273,075.00				273,075.00	15.00	79,965.20		28,966.47	108,931.67	193,109.80	164,143.33	
Media Equipments	157,245.00				157,245.00	15.00	35,767.46		18,221.63	53,989.09	121,477.54	103,255.91	
GIS Software	1,760,400.00				1,760,400.00	60.00	528,120.00		739,368.00	1,267,488.00	1,232,280.00	492,912.00	
Handheld GPS	320,000.00	62,465.00			382,465.00	15.00	68,400.00		47,109.75	115,509.75	251,600.00	266,955.25	
(A)	29,876,485.95	4,649,743.00	520,380.00		35,046,608.95		21,054,221.54		5,644,392.61	26,698,614.16	8,822,264.41	8,347,994.79	
DPMU-Callicut													
Furniture & Fixtures	588,400.00				588,400.00	10.00	427,253.68		16,114.63	443,368.31	161,146.32	145,031.69	
Typewriter	11,092.00				11,092.00	15.00	10,558.70		79.99	10,638.70	533.30	453.30	
UPS	14,500.00				14,500.00	15.00	12,687.18		271.92	12,959.10	1,812.82	1,540.90	
Communication Equipment	11,645.00				11,645.00	15.00	9,153.31		373.75	9,527.06	2,491.69	2,117.94	
Electrical Fittings						10.00							
Comp.Serv.UPS&Equip	110,734.00				110,734.00	60.00	110,723.15		6.51	110,729.66	10.85	4.34	
Modem	3,320.00				3,320.00	15.00	2,853.93		69.91	2,923.84	466.07	396.16	
Books	23,209.00				23,209.00	100.00	23,209.00			23,209.00			
Miscellaneous Assets	10,970.00				10,970.00	15.00	9,597.32		205.90	9,803.22	1,372.68	1,166.78	
Technical Equipments	9,207.00				9,207.00	15.00	7,940.46		189.98	8,130.44	1,266.54	1,076.56	





Depn

Scanner	3,803.00				3,803.00	15.00	3,224.88		86.72	3,311.60	578.12	491.40
(B)	786,880.00				786,880.00		617,201.61		17,399.33	634,600.94	169,678.39	152,279.06
DPMU-Thrissur												
Furniture & Fixtures	400,232.00				400,232.00	10.00	286,359.74		11,387.23	297,746.97	113,872.26	102,485.03
UPS	72,500.00				72,500.00	15.00	63,407.26		1,363.91	64,771.17	9,092.74	7,728.83
Books	846.00				846.00	100.00	846.00			846.00		
Electrical Fittings	9,739.00				9,739.00	10.00	6,857.23		288.18	7,145.41	2,881.77	2,593.59
Technical Equipments	14,239.00				14,239.00	15.00	11,052.24		478.01	11,530.25	3,186.76	2,708.75
Miscellaneous Assets	6,565.00				6,565.00	15.00	5,938.42		93.99	6,032.41	626.58	532.59
Computer Access	46,141.00				46,141.00	60.00	46,138.16		1.70	46,139.86	2.84	1.14
Communication (Tele & fax)	16,276.00				16,276.00	15.00	12,314.36		594.25	12,908.61	3,961.64	3,367.39
(C)	566,538.00				566,538.00		432,913.41		14,207.27	447,120.68	133,624.59	119,417.32
DPMU-Malappuram												
Communication(Tele/Fax)	53,846.00				53,846.00	15.00	35,062.39		2,787.54	37,849.93	18,583.61	15,796.07
Computer,Server	433,925.00				433,925.00	60.00	341,401.80		55,513.92	396,915.72	92,523.20	37,009.28
Electrical Fittings	44,736.00				44,736.00	10.00	30,613.69		1,412.23	32,025.92	14,122.31	12,710.08
Books	6,210.00				6,210.00	100.00	6,210.00			6,210.00		
Furniture & Fixtures	605,881.00				605,881.00	10.00	422,714.78		18,316.62	441,031.40	183,166.22	164,849.60
Miscellaneous Assets	26,425.00				26,425.00	15.00	22,525.15		584.98	23,110.13	3,899.85	3,314.87
Photocopier	129,828.00				129,828.00	15.00	90,980.06		5,827.19	96,807.25	38,847.94	33,020.75
Technical Equipments	10,579.00				10,579.00	15.00	8,514.10		309.73	8,823.84	2,064.90	1,755.16
Modem	228,525.00	38,850.00			267,375.00	15.00	115,352.88		22,803.32	138,156.20	113,172.12	129,218.80
Airconditioner & Refrigerator	61,185.00				61,185.00	15.00	34,976.32		3,931.30	38,907.62	26,208.68	22,277.38
Printer & Scanner	57,000.00				57,000.00	15.00	4,179.60		49.56	4,229.16	330.40	280.84
Projector LCD	19,634.00				19,634.00	15.00	16,972.55		7,267.50	15,817.50	48,450.00	41,182.50
Scanner	12,050.00				12,050.00	15.00	10,218.37		399.22	17,371.77	2,661.45	2,262.23
(D)	1,694,134.00	38,850.00			1,732,984.00		1,148,271.68		119,477.86	1,267,749.55	545,862.32	465,234.45
DPMU-Palakkad												
Books	1,149.00				1,149.00	100.00	1,149.00			1,149.00		
Electrical Fittings	28,718.00				28,718.00	10.00	20,896.74		782.13	21,678.87	7,821.26	7,039.13
Furniture & Fixtures	421,071.00				421,071.00	10.00	292,128.78		12,894.22	305,023.00	128,942.22	116,048.00
Miscellaneous Assets	33,169.00				33,169.00	15.00	28,185.37		747.54	28,932.91	4,983.63	4,236.09
Photocopier	86,268.00				86,268.00	15.00	77,838.42		1,264.44	79,102.85	8,429.58	7,165.15
UPS	4,950.00				4,950.00	15.00	4,466.38		72.54	4,538.93	483.62	411.07
Communication Equipment	43,857.00				43,857.00	15.00	36,426.27		1,114.61	37,540.88	7,430.73	6,316.12
Computers & Accessories	118,005.00				118,005.00	60.00	117,927.73		46.36	117,974.09	77.27	30.91
Technical Equipments	16,838.00				16,838.00	15.00	12,441.98		659.40	13,101.38	4,396.02	3,736.62
Vehicle	-				-	15.00	-		-	-	-	-
Modem	5,563.00				5,563.00	15.00	4,719.80		126.48	4,846.28	843.20	716.72
Refrigerator & Air conditioner	38,700.00				38,700.00	15.00	33,914.91		717.76	34,632.67	4,785.09	4,067.33



dep

Scanner	6,349.00				6,349.00	15.00	5,521.78		124.08	5,645.86	827.22	703.14
Air Conditioner	-				-	15.00	-		-	-	-	-
(E)	804,637.00	-	-	-	804,637.00		635,617.16	-	18,549.57	654,166.73	169,019.84	150,470.27
Capcell												
UPS	7,750.00				7,750.00	15.00	6,637.20		166.92	6,804.12	1,112.80	945.88
Computer	119,836.00				119,836.00	60.00	119,821.87		8.48	119,830.35	14.13	5.65
Miscellaneous Assets	18,728.00				18,728.00	15.00	15,322.42		510.84	15,833.26	3,405.58	2,894.74
Furniture & Fixtures	210,162.00				210,162.00	10.00	150,539.52		5,962.25	156,501.77	59,622.48	53,660.23
(F)	356,476.00	-	-	-	356,476.00		292,321.01	-	6,648.48	298,969.49	64,154.99	57,506.51
DPMU-Trivandrum												
Furniture & Fixtures	76,509.00				76,509.00	10.00	47,033.27		2,947.57	49,980.85	29,475.73	26,528.15
Typewriter	-				-	15.00	-		-	-	-	-
UPS	7,500.00				7,500.00	15.00	5,491.90		301.22	5,793.11	2,008.10	1,706.89
Communication Equipment	7,100.00				7,100.00	15.00	5,310.42		268.44	5,578.86	1,789.58	1,521.14
Electrical Fittings	13,480.00				13,480.00	10.00	8,041.52		543.85	8,585.37	5,438.48	4,894.63
Comp.Serv.UPS&Equip	4,212.00				4,212.00	60.00	4,209.24		1.66	4,210.90	2.76	1.10
Modem	-				-	15.00	-		-	-	-	-
Books	-				-	100.00	-		-	-	-	-
Miscellaneous Assets	2,719.00				2,719.00	15.00	1,978.10		111.14	2,089.23	740.90	629.77
Technical Equipments	-				-	15.00	-		-	-	-	-
Scanner	-				-	15.00	-		-	-	-	-
(H)	111,520.00	-	-	-	111,520.00		72,064.45	-	4,173.86	76,238.31	39,455.55	35,281.69
DPMU-Kottayam												
Furniture & Fixtures	34,090.00				34,090.00	10.00	21,765.86		1,232.41	22,998.28	12,324.14	11,091.72
Typewriter	-				-	15.00	-		-	-	-	-
UPS	-				-	15.00	-		-	-	-	-
Communication Equipment	10,337.00				10,337.00	15.00	8,242.05		314.24	8,556.30	2,094.95	1,780.70
Electrical Fittings	21,005.00				21,005.00	10.00	13,477.57		752.74	14,230.31	7,527.43	6,774.69
Comp.Serv.UPS&Equip	11,130.00				11,130.00	60.00	11,113.90		9.66	11,123.56	16.10	6.44
Modem	1,663.00				1,663.00	15.00	1,035.80		94.08	1,129.88	627.20	533.12
Books	-				-	100.00	-		-	-	-	-
Miscellaneous Assets	-				-	15.00	-		-	-	-	-
Technical Equipments	-				-	15.00	-		-	-	-	-
Scanner	-				-	15.00	-		-	-	-	-
(H)	78,225.00	-	-	-	78,225.00		55,635.18	-	2,403.14	58,038.32	22,589.82	20,186.68
DPMU-Ernakulam												
Furniture & Fixtures	86,843.00				86,843.00	10.00	53,198.24		3,364.48	56,562.72	33,644.76	30,280.28
Typewriter	-				-	15.00	-		-	-	-	-
UPS	-				-	15.00	-		-	-	-	-
Communication Equipment	9,500.00				9,500.00	15.00	7,574.68		288.80	7,863.48	1,925.32	1,636.52
Electrical Fittings	77,329.00				77,329.00	10.00	49,617.08		2,771.19	52,388.27	27,711.92	24,940.73
Comp.Serv.UPS&Equip	7,150.00				7,150.00	60.00	7,141.80		4.92	7,146.72	8.20	3.28
Modem	3,965.00				3,965.00	15.00	3,161.44		120.53	3,281.97	803.56	683.03
Books	-				-	100.00	-		-	-	-	-



depr

Miscellaneous Assets	6,524.00				6,524.00	15.00	4,945.57		236.76	5,182.34	1,578.43	1,341.66
Technical Equipments	867.00				867.00	15.00	666.19		30.12	696.31	200.81	170.69
Scanner	-				-	15.00	-		-	-	-	-
(I)	192,178.00	-	-	-	192,178.00		126,305.00	-	6,816.81	133,121.80	65,873.00	59,056.20
DPMU-Waynad												
Furniture & Fixtures	259,617.00				259,617.00	10.00	158,362.24		10,125.48	168,487.72	101,254.76	91,129.28
Air conditioner / Refrigeration	-				-	15.00	-		-	-	-	-
Typewriter	-				-	15.00	-		-	-	-	-
UPS	2,900.00				2,900.00	15.00	2,228.31		100.75	2,329.06	671.69	570.94
Photocopier	51,830.00				51,830.00	15.00	39,825.29		1,800.71	41,626.00	12,004.71	10,204.00
Communication Equipment	21,375.00				21,375.00	15.00	16,424.19		742.62	17,166.81	4,950.81	4,208.19
Projector LCD	125,888.00				125,888.00	15.00	91,584.71		5,145.49	96,730.21	34,303.29	29,157.79
Electrical Fittings	22,783.00				22,783.00	10.00	13,873.53		890.95	14,764.48	8,909.47	8,018.52
Comp.Serv.UPS&Equip	10,035.00				10,035.00	60.00	10,032.16		1.70	10,033.87	2.84	1.13
Modem	2,200.00				2,200.00	15.00	1,690.44		76.43	1,766.88	509.56	433.12
Books	-				-	100.00	-		-	-	-	-
Miscellaneous Assets	4,600.00				4,600.00	15.00	3,440.55		173.92	3,614.47	1,159.45	985.53
Technical Equipments	720.00				720.00	15.00	553.24		25.01	578.25	166.76	141.75
Scanner	4,950.00				4,950.00	15.00	3,702.33		187.15	3,889.48	1,247.67	1,060.52
(J)	506,898.00	-	-	-	506,898.00		341,717.01	-	19,270.21	360,987.23	165,180.99	145,910.77
DPMU-Kannur												
Furniture & Fixtures	431,667.00				431,667.00	10.00	253,587.83		17,807.92	271,395.74	178,079.18	160,271.26
Typewriter	-				-	15.00	-		-	-	-	-
UPS,scanner,printer	169,450.00				169,450.00	15.00	39,844.20		19,440.87	59,285.07	129,605.80	110,164.93
Communication Equipment	24,585.00				24,585.00	15.00	18,890.70		854.15	19,744.84	5,694.30	4,840.16
Electrical Fittings	57,000.00				57,000.00	10.00	38,022.05		2,097.79	38,119.85	20,977.95	18,880.15
Comp.Serv.UPS&Equip	61,650.00				61,650.00	60.00	40,445.03		12,722.98	53,168.01	21,204.97	8,481.99
Modem	550.00				550.00	15.00	438.53		16.72	455.25	111.47	94.75
Books	3,545.00				3,545.00	100.00	3,545.00		-	3,545.00	-	-
Miscellaneous Assets	20,990.00				20,990.00	15.00	5,040.33		2,392.45	7,432.78	15,949.67	13,557.22
Technical Equipments	48,600.00				48,600.00	15.00	37,343.42		1,688.49	39,031.90	11,256.58	9,568.10
Air conditioner / Refrigeration	35,400.00				35,400.00	15.00	7,566.75		4,174.99	11,741.74	27,833.25	23,658.26



derm

(K)	853,437.00	-	-	-	853,437.00		442,723.83	-	61,196.35	503,920.19	410,713.17	349,516.81
DPMU-Kollam												
Communication Equipment	7,256.00				7,256.00	15.00	4,724.65		379.70	5,104.35	2,531.35	2,151.65
Electrical Fittings	6,520.00				6,520.00	10.00	3,228.25		329.17	3,557.43	3,291.75	2,962.57
Comp.Serv.UPS&Equip	270,634.00				270,634.00	60.00	269,717.73		549.76	270,267.49	916.27	366.51
Furniture & Fixtures	7,250.00				7,250.00	10.00	3,589.70		366.03	3,955.73	3,660.30	3,294.27
Vehicle	3,200.00				3,200.00	15.00	1,993.12		181.03	2,174.15	1,206.88	1,025.85
Miscellaneous Assets	5,870.00				5,870.00	15.00	3,822.17		307.17	4,129.35	2,047.83	1,740.65
(L)	300,730.00	-	-	-	300,730.00		287,075.63	-	2,112.87	289,188.50	13,654.37	11,541.50
RPMU-Idukki												
UPS	73,000.00	46,500.00			119,500.00	15.00	20,257.50		14,886.38	35,143.88	52,742.50	84,356.13
Media Equipments			49,616.00		49,616.00	15.00			3,721.20	3,721.20		45,894.80
Electrical Fittings	27,883.00				27,883.00	10.00	4,295.04		2,358.80	6,653.83	23,587.97	21,229.17
Miscellaneous Assets	2,850.00				2,850.00	15.00	609.19		336.12	945.31	2,240.81	1,904.69
Photocopier	43,560.00				43,560.00	15.00	12,087.90		4,720.82	16,808.72	31,472.10	26,751.29
Air conditioner / Refrigeration	28,750.00				28,750.00	15.00	7,978.13		3,115.78	11,093.91	20,771.88	17,656.09
(M)	176,043.00	46,500.00	49,616.00	-	272,159.00		45,226.89	-	29,139.09	74,365.98	130,815.25	197,792.16
TOTAL (A+B+C+D+E+F+G+H+I+J+K+L+M)	36,304,181.95	4,735,093.00	569,996.00	-	41,609,270.95	-	25,551,294.55	-	5,945,787.46	31,497,082.01	10,752,886.68	10,112,188.22

