

**INDEPENDENT AUDITORS' REPORT FOR VERIFICATION OF
STATEMENT OF EXPENDITURE FOR CLAIMS LODGED
FROM APRIL 1st, 2015 TO MARCH 31st, 2016.**

M/s Kerala Rural Water Supply and Sanitation Agency,
Thiruvananthapuram

1. Report on the Financial Statements

We have audited the Claim statements of the World Bank assisted M/s. Kerala Rural Water Supply and Sanitation Agency (Jalanidhi), Thiruvananthapuram for the year ended 31st March, 2016.


2. Management's Responsibility for the Financial Statements

Management is responsible for the preparation of these Claim statements that give a true and fair view of the financial claims made by Kerala Rural Water Supply and Sanitation Agency (Jalanidhi) in accordance with the accounting standards formulated by the Institute of Chartered Accountants of India. This responsibility includes the design, implementation and maintenance of internal controls relevant to the preparation and presentation of the claim statements that give a true and fair view and are free from material misstatement, whether due to fraud or error.

3. Auditor's Responsibility

Our responsibility is to express an opinion on these Claim statements based on our audit. We have conducted our audit in accordance with the Standards on Auditing issued by the Institute of Chartered Accountants of India. Those Standards require that we comply with ethical requirements and plan and perform the audit to obtain reasonable assurance about whether the financial statements are free from material misstatement.

An audit involves performing procedures to obtain audit evidence about the amounts and disclosures in the financial statements. The procedures selected depend on the auditor's judgment, including the assessment of the risks of material misstatement of the financial statements, whether due to fraud or error. In making those risk assessments, the auditor considers internal control relevant to the organization's preparation and fair presentation of the financial statements in order to design audit procedures that are appropriate in the circumstances. An audit also includes evaluating the appropriateness of accounting policies used and the reasonableness of the accounting estimates made by management, as well as evaluating the overall presentation of the financial statements.



We believe that the audit evidence we have obtained is sufficient and appropriate to provide a basis for our audit opinion.

4. Opinion


In our opinion and to the best of our information and according to the explanations given to us, the Claim statements give the information required in the manner so required and give a true and fair view in conformity with the accounting principles generally accepted in India.

5. Emphasis of Matter Paragraph

- a) We have conducted the claim audit based on Interim Financial Report produced before us by the management. On reconciliation of these two financial statements (the Interim Financial reports and the audited financial statements for the year ended 31st March, 2016) there arises a difference of Rs 906352.34 (details of which are shown as annexure-1).
- b) The verification of claims as per Interim Financial Reports vis-à-vis the audited financial statements for the year ended 3^{1st} March, 2016 have been done only on total basis and Individual expenditure wise verification have not been done as the relevant information was not available, (details of which are shown as annexure-2).


6. Report on other legal and regulatory requirements

- a) We have obtained all the information and explanations which, to the best of our knowledge and belief, were necessary for the purpose of our audit, except to the extent as described in the Emphasis of matter paragraph.
- b) In our opinion, proper books of account as required by law have been kept by the Institution so far as appears from our examination of the books of account;



- c) The attached statements dealt with by this report are in agreement with the books of account, except to the extent as described in the Emphasis of matter paragraph.


For Isaac & Suresh,
Chartered Accountants
FRN.001150S



K.Suresh
(Partner)

Thiruvananthapuram
31st March,2017.

M.No.023554

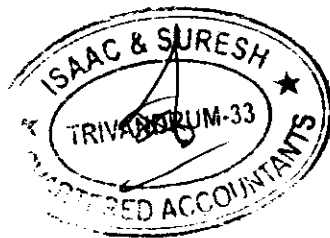


Annexure-2

KERALA RURAL WATER SUPPLY AND SANITATION AGENCY(JALANIDHI)
3rd FLOOR,PTC TOWER,THAMPANNOOR,TRIVANDRUM
STATEMENT OF CLAIM LODGED FOR THE PERIOD
FROM 01/04/2015 TO 31/03/2016

(Amount in Rs.)

Particulars	Actual Expenditure upto March 31,2016 (As per Annexure-2)	Total Expenditure Upto March 31, 2016(as per IFR)	Disbursement %	Amount Eligible For Claim(as per IFR)	Claim Lodged (as per IFR)
Institutional Building		160407938.00	65 %	104265159.70	104265159.70
Technical Assistance To Implementing Agencies		153221395.00	65 %	99593906.75	99593906.75
Infrastructure Development		2378838493.00	65 %	1546245020.45	1546245020.45
Total	2693374178.34	2692467826.00		1750104086.90	1750104086.90



Syamas
31/3/17

K. SYAMALA
Additional Secretary to Govt
O/D, ex Director (Finance & Administration)
Kerala Rural Water Supply and Sanitation Agency
Thiruvananthapuram-695001

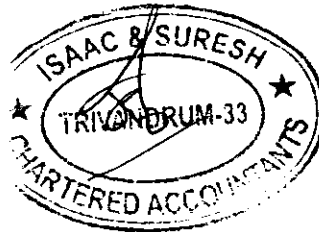
h.k.m.
A.R. AJAYAKUMAR, IAS
Executive Director
Kerala Rural Water Supply &
Sanitation Agency
Govt. of Kerala
Trivandrum-695 001

Shona
Consultant
Project Team
31/3/17

Annexure-1


**KERALA RURAL WATER SUPPLY AND SANITATION AGENCY
RECONCILIATION OF INTERIM FINANCIAL REPORTS & FINANCIAL STATEMENTS
TOTALITY APPROACH FOLLOWED FOR FY 2015-16**

Details of expenditure as per Interim Financial Reports	Amount(Rs)
Institution Building	160407938.00
Technical Assistance	153221395.00
Infrastructure Development	2378838493.00
Total	2692467826.00
Expenditure as per Financial statements	Amount(Rs)
Total Expenditure as per Income & Expenditure statement	2698045369.34
Adjustments:-	
Add:-	
Fixed asset addition	2859335.00
	<u>2859335.00</u>
Less:-	
Depreciation	(3902709.00)
Audit fees payable	(793500.00)
wages payable	(12050.00)
expenses payable	(14420.00)
Salary payable	(88000.00)
EPF expenditure wrongly accounted in prior period rectified in 2015-16	(2719847.00)
	<u>(7530526.00)</u>
Actual Expenditure as per Financial Statements	2693374178.34
Difference in expenditure as per financial statements and Interim Financial reports	906352.34



KERALA RURAL WATER SUPPLY AND SANITATION AGENCY
PTC TOWER, S.S KOVIL ROAD, THAMPANOR, THIRUVANANTHAPURAM.
BALANCE SHEET AS ON 31-03-2016

		Amount in Rs					
PREVIOUS YEAR	LIABILITIES	SCH NO	CURRENT YEAR	PREVIOUS YEAR	ASSETS	SCH NO	CURRENT YEAR
	CAPITAL GRANT				FIXED ASSETS		
10752887	Opening Balance of Capital Grant used for acquisition of Capital Assets		10,112,189		41609271 Gross Value		44,462,707
					31497082 Less: Accumulated depreciation	VIII	35,399,791
5305089	Add : Capital Grant used for acquisition of Capital Assets during the Year		2,859,335		10112189		9,062,916
16057976			12,971,524				
5945787	Less: Amount transferred to income and Expenditure Account being the depreciation on Fixed Assets acquired out of Capital Grant		3,902,709		7395		24,865
10112189			9,068,815		1247762091 Cash at Bank	II	1,371,757,516
					1154129 Fund in Transit	III	1,455,490
					25150 Deposits		48,350
0	Less: Assets sold/ tr to revenue grant		5,899		1248948765		1,373,286,221
10112189	UNUTILISED GRANT(REVENUE)						
19727008	National Rural Drinking Water Programme		19,727,008				
	Less: Utilised during the year		370,500		54188932 Advances to KWA		5,190,958
17800000	For Iron Removal Plant		17,800,000		50000000 Opening Balance		171,899,077
164098632	Jalanidhi-Phase I		164,098,632		98997974 Add: Paid during the year		139,312,862
	Less: Utilised during the year		912,308		5190958 Less: Utilised during the year		37,777,173
1216995701	Jalanidhi (Phase II)				1215725 Staff Advance	IV	929,830
1500000000	Opening Balance		1,071,992,939		4582188 Other Advances		42,493
59240	Add: funds received during the year		2,644,200,000		Advance to CED-Suchitwa mission		2,124,000
1645062002	Add: Assets sold/ tr from Capital grant (Including Buy-Back amount)		5,899		Advance to SEUF-Suchitwa mission		399,000
1071992939	Less: Utilised during the year		2,447,480,738		Advance to KWA-Electricity arrear advance		27,988,343
					8745395 Advance to GP LAC		33,119,107
					7667207 Advance to Supporting Organisation		8,664,233
					27401473		111,044,179
			9,062,916				
			19,356,508				
			17,800,000				
			163,186,324				
			1,268,718,100				



CURRENT LIABILITIES AND PROVISIONS							
CURRENT LIABILITIES							
12767996	Retention Money		11,050,809				
(10,036,337)	Sundry Creditors	1	4,218,659	15,269,468			
2,731,659							
1,286,462,427							
				1493393316	1286462427		1493393316

[Signature]

Consultant-Project Finance
KRWSSA

Place: Trivandrum
Date: 12-01-2017

[Signature]

Director(Finance & Admn)
KRWSSA

[Signature]


Executive Director
KRWSSA

AUDITORS' REPORT

Vide our report of even date

For ISAAC & SURESH
Chartered Accountants
FIRN-0011502

[Signature]
K. SURESH
Partner
Membership No 23554



KERALA RURAL WATER SUPPLY AND SANITATION AGENCY
PTC TOWER, S.S KOVIL ROAD, THAMPANOR, THIRUVANANTHAPURAM.
STATEMENT OF INCOME AND EXPENDITURE FOR THE YEAR ENDED ON MARCH 31, 2016

Amount in Rs

PREVIOUS YEAR	EXPENSES	SCH NO	CURRENT YEAR	PREVIOUS YEAR	INCOME	SC H NO	AMOUNT	CURRENT YEAR
					GRANTS			
140081265	Administrative Expenses	V	161172020					
5068934	Training and Seminar	VI	10442616	1645062002	From Government of Kerala-Jalanidhi (Phase II)		2,447,480,738	
852676	Audit Fees		3045974					
1745940882	Grama Panchayat Expenditure	VII	2380169188	-	From KWA		-	
5945788	Depreciation	VIII	3,902,709	1645062002			2,447,480,738	
98997974	Common Infrastructure - KWA		139312862	5305089	Less: Fixed Asset Purchased during the year		2,859,335.00	
				1639756913			2,444,621,403	2,444,621,403
				5945788	Amount Transferred from capital grant			3,902,709
				25487080	Interest & Other non Project Income			34,954,482
				1942668	Other Income			286,353
				323755070	GP contribution			214,280,423
1996887519			2698045369	1996887519				2,698,045,369

Suresh
Consultant Project Finance
KRWSSA

S. J. Amal
Director (Finance & Admn)
KRWSSA

Julin Nissal
Executive Director
KRWSSA

AUDITORS' REPORT

Vide our report of even date

For **ISAAC & SURESH**
 Chartered Accountants
 (FIRN-0011305)

Suresh
 SURESH
 Partner
 Membership No. 73554



Place: Trivandrum
 Date: 12-01-2017

KERALA RURAL WATER SUPPLY AND SANITATION AGENCY
PTC TOWER, S.S KOVIL ROAD, THAMPANNOOR, THIRUVANANTHAPURAM.

SCHEDULES TO BALANCE SHEET AS ON 31-03-2016


SCHEDULE - I - SUNDRY CREDITORS FOR EXPENSES

Amount in Rs


CURRENT YEAR	PARTICULARS	CURRENT YEAR
8,75,667.00	Audit Fee payable	10,69,304.00
14,35,843.00	Salary Payable	15,92,727.00
-	Wages Payable	12,050.00
-	Expenses Payable-RPMU	14,420.00
(47,18,743.93)	GP Payables	(47,18,743.93)
(1,00,164.72)	KCWWF	14,46,064.20
(6,46,309.08)	VAT	62,85,601.08
(3,12,857.00)	TDS Salary	(3,22,210.00)
22,283.00	Deductions LIC	(9,467.00)
(7,40,309.00)	Deductions Others	(4,98,525.00)
(1,87,244.00)	Deductions P F	(2,12,984.00)
(27,19,785.00)	Deduction-EPF	40,995.00
(160.00)	Tax Deductions Rent	(12,075.00)
(1,74,633.00)	Tax Deductions Consultant	3,01,905.00
(27,69,924.40)	Tax Deductions Works	(26,72,402.60)
	EMD	19,02,000.00
(100,36,337.13)	Total	42,18,658.75

SCHEDULE-II - CASH AT BANK

CURRENT YEAR	PARTICULARS	CURRENT YEAR
15,96,438.00	Canara Bank , Kannur	42,63,347.00
87,828.00	State Bank of Travancore, Kannur	106,00,113.00
47,250.00	SBT-current account,Kannur	38,05,063.00
48,76,135.07	Syndicate bank,Kannur	50,73,675.90
24,70,520.00	Canara Bank , Malappuram	76,333.00
20,00,400.00	Indian Bank,Malappuram	34,28,551.00
3,61,104.00	SBT ,Malappuram	11,88,805.00
21,698.00	Union Bank of India,Idukki	22,182.00
-	Canara Bank, Idukki	
23,71,095.00	State Bank of Travancore, Idukki	32,44,330.00
-	State Bank of India, Thiruvananthapuram	
1541,46,107.00	SBT Santhinagar Branch, Thiruvananthapuram	1265,38,896.00
6339,41,872.00	District Treasury, Thiruvananthapuram	8322,29,564.00
40,32,752.00	Canara Bank, Chalai Branch, Thiruvananthapuram	80,03,638.00
47,08,038.00	Union Bank of India,Main Branch	49,96,952.00
174,40,131.00	Adimaly GP UBI Bank a/c 352502010061161	169,71,110.00
71,22,640.00	Arakkulam GP UBI Bank a/c 49302010006949	33,85,559.50
43,13,911.00	Aymanam GP SBT Bank a/c 67218348137	75,70,582.00
23,23,189.00	Bharananganam GP SBT Bank a/c 67216068785	5,01,969.00
38,72,178.00	Bison Valley SBT GP Bank a/c 67213238991	18,40,484.00
14,72,347.00	Chakkupallam GP SBT Bank a/c 67213389452	1,39,442.00
52,39,895.00	Kanjikuzhy GP UBI Bank a/c 423102010012810	18,26,844.00
18,66,977.00	Kadaplamattom GP SBT Bank a/c 67157473776	4,56,152.00
25,04,500.00	Kanghazha GP SBT Bank a/c 67214959003	1,17,773.00
44,74,861.00	Kanthaloor GP UBI Bank a/c 423502010009618	47,58,451.00
64,51,713.00	Konnathady SBT Bank a/c 67158594155	39,98,270.00
41,07,080.00	Kooropada GP SBT Bank a/c 67200166507	14,47,322.00
98,000.00	Kulashekarapuram GP Indian Bank a/c 996309195	-
17,49,315.00	Kurichi GP SBT Bank a/c 67217950733	30,32,930.00



13,51,423.00	Manickal GP UBI Bank a/c 444702010012846	26,57,611.00
62,18,556.00	Mankulam GP SBI Bank a/c 32822723564	17,33,675.00
29,98,218.00	Mutholy GP SBT Bank a/c 67212522907	21,24,758.00
57,57,574.00	Mynagapally GP Syndicate Bank a/c 5042200090584	25,87,709.69
18,36,639.00	Ranni GP Canara Bank a/c 2319101046633	6,45,701.00
25,07,201.00	Kunnathanam GP SBT Bank a/c 67162293732	25,82,402.00
51,05,121.00	Maragantupally GP SBT Bank a/c 67213574874	45,19,912.75
10,73,937.00	Marayoor GP SBT Bank a/c 67219955220	2,95,554.00
32,64,046.00	Meenachil GP SBT Bank a/c 67217940000	25,44,546.00
8,10,465.00	Meenadom GP SBT Bank a/c 67210816397	19,69,883.00
64,83,338.00	Panachikkadu GP Corporation Bank a/c 023200101007061	36,70,815.00
33,46,194.00	Parathode GP SBT Bank a/c 67216067099	4,57,181.00
20,73,396.00	Poorjar Thekkekara GP Central Bank of India a/c 32336403807	4,31,378.00
3,88,063.00	Thalapalam GP SBT Bank a/c 67213336679	13,26,675.00
45,53,564.00	Udumbannoor GP South Malabar Gramin Bank a/c 40356101004076	32,91,492.00
5,11,564.00	Vannapuram GP SBT Bank a/c 67217292740	17,24,103.00
92,99,485.00	Vathikudy GP UBI Bank a/c 677502010000192	71,31,022.50
37,61,946.00	Velliyamattom GP UBI Bank a/c 403902010014538	25,33,504.50
100,36,942.00	Karunapuram GP SBI a/c no:32775088668	30,79,726.00
46,57,577.00	Thidanad GP SBI a/c no:34242179126	22,35,010.50
22,00,000.00	Karoor GP SBT a/c no:67273388572	44,21,535.00
15,00,000.00	Edamalakudi GP SBT a/c no:67217509583	15,28,342.00
36,00,575.00	Annamnada SBI Bank a/c 33326072041	26,06,730.00
82,39,056.00	Chelambra Punjab National Bank a/c 4529000100018945	40,26,423.00
3,84,235.00	Cheruvannur GP Syndicate Bank a/c 44122200018747	12,90,258.36
49,43,484.00	Chokkad Kerala Gramin Bank a/c 40238101008355	4,07,765.00
56,66,162.00	Edachery Kerala Gramin Bank a/c 40212101009859	12,36,109.00
33,05,271.00	Elavally GP Punjab National Bank a/c 4333000100082954	5,26,375.00
89,81,456.00	Edapatta GP SBT a/c no:67220845190	29,76,477.00
18,31,215.00	Elavanchery GP Punjab National Bank a/c 4331000100036948	16,00,783.60
87,59,846.00	Karuvarikundu GP Bank Account	34,65,975.00
44,77,548.00	Kattippara GP Canara Bank a/c 0826101059223	37,77,363.00
17,61,443.00	Keezhariyur GP Kerala Gramin Bank a/c40223101006339	16,26,126.00
34,76,935.00	Kuttiapuram GP Punjab National Bank a/c 4307000100341557	28,22,609.90
124,04,050.00	Kuzhur SBT Bank a/c 67242665780	37,97,726.00
77,52,938.00	Lakkidiperur Bank of Baroda Bank a/c 32040100002765	60,31,305.00
34,35,695.00	Mala Canara Bank a/c 8555101063540	1,61,002.00
34,37,956.00	Maniyur Kerala Gramin Bank a/c40128101029385	154,81,931.00
41,37,809.00	Melattur SBT Bank a/c 67216627837	20,49,336.00
94,01,960.00	Nadathara GP Punjab National Bank a/c 2588000100057828	21,29,741.75
56,83,960.00	Ozhur GP Kerala Gramin Bank a/c 40649101004960	26,18,267.00
55,65,845.00	Pallasena Punjab National Bank a/c 4280000100038156	29,34,516.20
104,56,955.00	Perumankali GP SBT Bank a/c 67212919426	124,03,257.00
23,70,168.00	Poyya SBI Bank a/c 32914155756	2,25,210.00
2,04,596.00	Puthanchira SBI Bank a/c 33344505291	3,33,246.00
100,34,803.00	Thamarsrey GP Canara Bank a/c 0826101059223	21,85,308.00
85,00,526.00	Thennala Kerala Gramin Bank a/c 40174101013764	100,86,653.00
97,44,199.00	Urangattiri GP Canara Bank a/c 1496101022730	11,51,632.00
19,72,976.00	Vellanagur GP Canara Bank a/c 1001101183183	88,139.00
60,35,168.00	Vengara GP Canara Bank a/c no:4691101000971	73,18,944.00
357.00	Oorakam GP PNB a/c no:4362001700052293	410.00
102,88,739.00	Parappur SBT Bank a/c 67217065126	144,80,841.00
5,90,439.00	Aralam GP Kerala Gramin Bank a/c 40450100009229	36,16,746.00
63,21,122.00	Alakode GP SBI Bank a/c 32834816183	63,12,333.00
34,40,372.00	Balal GP Corporation Bank a/c 179100101000016	6,13,394.00
60,88,350.00	Bellur GP Kerala Gramin Bank a/c 40506100005353	105,86,835.00
30,54,679.00	Cherupuzha GP SBT Bank a/c 67212460029	3,141.00
42,09,548.00	Delampady GP Kerala Gramin Bank a/c 40451100008893	10,42,564.00
64,12,466.00	East Eleri GP Kerala Gramin Bank a/c 40595100001175	73,66,721.50
17,06,692.00	Edavaka GP Kerala Gramin Bank a/c 40481100009100	6,40,409.00




97,11,258.00	Irikkur GP Kerala Gramin Bank a/c 40484100006724	15,21,078.00
41,34,484.00	Kadirur GP Indian Overseas Bank a/c 027601000015498	11,46,825.00
35,98,753.00	Kaniyambetta GP SBI Bank a/c 32903317857	16,54,409.00
57,34,361.00	Kolayad GP Kerala Gramin Bank a/c 40434100009356	37,50,871.50
36,74,851.00	Kottathara GP SBI Bank a/c 32888847313	14,45,405.00
65,01,758.00	Kunnothuparamba GP Syndicate Bank a/c 42532200071880	38,63,088.83
39,57,558.00	Kuttiattoor GP Syndicate Bank a/c 42542200027036	6,47,892.33
8,12,979.00	Munderi GP Kerala Gramin Bank a/c 40424100010325	17,54,210.50
19,89,003.00	Noolpuzha GP Central Bank of India a/c 3154034076	17,61,817.00
8,96,751.00	Padne GP Kerala Gramin Bank a/c 40414100005921	10,61,509.00
21,22,901.00	Paivalike GP Kerala Gramin Bank a/c 40485100006383	7,57,511.00
38,31,121.00	Panamaram GP SBI Bank a/c 32891323927	71,69,376.00
36,40,583.00	Poothadi GP South Malabar Gramin Bank a/c 40121101005969	48,69,465.50
51,62,239.00	Pozhuthana GP South Malabar Gramin Bank a/c 40229101004146	22,77,132.00
66,62,389.00	Pullur Periya GP Kerala Gramin Bank a/c 40442100010333	13,38,984.00
87,47,385.00	Pulpalli GP South Malabar Gramin Bank a/c 0863101030014	47,17,002.00
9,46,353.00	Puthige GP Kerala Gramin Bank a/c 40417100009629	7,85,678.00
72,04,663.00	Thavinjal GP Kerala Gramin Bank a/c 40478100008796	62,95,332.00
75,16,998.00	Thondemad GP Canara Bank a/c 1042101022914	100,30,055.00
8,00,042.00	Udayagini GP Kerala Gramin Bank a/c 40507100007639	12,48,723.00
80,02,844.00	Vellamunda GP Kerala Gramin Bank a/c 40411100012178	9,92,700.00
-	Kinaroor Karinthalam GP SBT Bank a/c67315399001	53,30,447.00
-	Meenja GP Kerala Gramin Bank a/c40449101007277	50,25,079.00
-	Teekoy GP SBT Bank a/c 67328018283	14,98,523.00
-	Nedukandam GP SBT Bank a/c 67328820016	22,88,773.00
-	Nedumkunnam GP SBT Bank a/c 67323279400	42,78,407.00
-	Madapally GP SBT Bank a/c67330970339	19,46,019.00
-	Kootickal GP SBT Bank a/c67317410944	21,10,549.00
-	Kozhuvanal GP SBT Bank a/c67338973593	4,02,872.00
-	Vattavada GP Union Bank a/c358902010015471	22,14,116.00
-	Panmpadumpara GP SBT Bank a/c 67330226640	21,82,443.00
-	Rajakkad GP Union Bank a/c 372302010023000	33,01,996.00
-	Parali GP SBT Bank a/c67326495510	160,81,538.00
-	Purameri GP SBT Bank a/c 67309029558	34,71,204.00
-	Ayancheri GP Canara Bank a/c4610101003477	28,74,727.00
-	Kottur GP Kerala Gramin Bank a/c 40144101011508	46,19,681.00
-	Naduvannur GP SBI bank a/c 35032173046	3,28,256.00
-	Chakittipara GP SBT Bank a/c67332082537	37,73,928.00
-	Villapalli GP SBT Bank a/c 67334217768	6,11,411.00
-	Chorode GP Canara bank a/c5418101001054	52,79,392.00
-	Koduvayur GP Kerala Gramin Bank a/c40295101010916	9,20,903.00
-	Mankara GP SBI Bank a/c35275565923	53,839.00
-	Mooniyur GP SBT Bank a/c 67305898647	10,40,870.00
12477,62,091.07	Total	13717,57,516.31

SCHEDULE - III - FUND IN TRANSIT

CURRENT YEAR	PARTICULARS	CURRENT YEAR
11,54,128.47	RPMU -GP	14,55,490
11,54,128.47	Total	14,55,490

SCHEDULE - IV - STAFF ADVANCE

CURRENT YEAR	PARTICULARS	CURRENT YEAR
30,000.00	Advance NRWDP Staff	10,000.00
	Advance to staff RSAT	(10,000.00)
5,60,957.00	Advance to Staff-PMU	5,02,017.00
6,24,768.00	Advance to Staff-RPMU	4,27,813.00
12,15,725.00	Total	9,29,830.00




SCHEDULES TO STATEMENT OF INCOME AND EXPENDITURE FOR THE YEAR ENDED 31-03-2016

SCHEDULE -V- ADMINISTRATIVE EXPENSES

CURRENT YEAR	PARTICULARS	CURRENT YEAR
775,77,157.00	Salary to Staff	952,04,541.00
60,63,735.00	Advertisement	55,93,927.00
35,107.00	Annual Maintenance Contract	53,176.00
37,333.29	Bank Charges	32,500.00
18,75,407.00	Communication Expenses	19,40,551.00
14,470.00	Computer Software	4,73,816.00
1,15,326.00	Computer Stationery	1,40,114.00
3,92,380.00	Electricity & Water Charges	4,10,144.00
24,57,754.00	Medical Reimbursement	36,29,395.00
3,26,168.00	Mid term evaluation	-
5,45,059.00	MIS development	14,10,490.00
1,16,420.00	Office Furnishing	36,278.00
4,72,494.00	Other Establishment Expenses	9,87,455.00
12,90,070.00	Other expenses	50,49,280.00
63,364.00	Postage	64,536.00
5,17,538.00	Printing & Stationery	7,52,693.00
33,94,081.00	Office Rent	46,56,853.00
	Repairs & Maintenance:	
5,76,547.00	General	10,45,598.00
1,71,076.00	Office Vehicle	2,50,880.00
3,34,427.00	Staff welfare	3,60,492.00
	Travelling Expenses:	
55,72,765.00	local	45,84,073.00
1,06,000.00	Rates & Taxes	7,159.00
1,59,984.00	Fuel charges	1,79,518.00
23,32,833.00	Vehicle Rental Charges	33,47,182.00
4,09,852.00	Wages	5,45,630.00
43,88,011.00	Consultancy charges-Others	119,44,093.00
-	Consultancy charges-LWSS	2,21,000.00
-	Consultancy charges-MULTI GP WSS	78,660.00
27,12,145.00	Consultancy - Services & studies	10,29,249.00
12,300.00	Gratuity to staff	1,03,500.00
6,94,143.00	IEC-PMU/RPMU Level	3,06,337.00
41,74,726.00	Permanent Travel Allowance	49,72,000.00
74,500.00	Legal Consultancy charges	33,000.00
230,68,093.00	Water Quality Analysis	117,27,900.00
1400,81,265.29	Total	1611,72,020.00


SCHEDULE - VI - TRAINING AND SEMINAR

CURRENT YEAR	PARTICULARS	CURRENT YEAR
21,68,557.00	Conference, Meeting & Seminar	18,82,991.00
22,120.00	Others - KRWSA	-
61,460.00	Technical & Financial BG's & GP's	24,500.00
11,90,362.00	Intermediary Level Training -RPMU	-
-	Intermediary Level Training -Financial	2,99,608.00
-	Intermediary Level Training-General /CD/Managerial	19,65,305.00
-	Intermediary Level Training -Technical	7,54,147.00
16,24,935.00	Strategic Level Training	29,87,326.00
-	Studies-Service Delivery Modernisation	24,78,259.00
1,500.00	Community Development	50,480.00
50,68,934.00	Total	104,42,616.00



SCHEDULE - VII - GRAMA PANCHAYAT EXPENDITURE

CURRENT YEAR	PARTICULARS	CURRENT YEAR
35,07,604.00	GP Strengthening-PPA Salary	52,57,210.00
83,478.00	G-Pat Establishment Expenses	17,61,268.00
16,36,817.00	G-Pat Salary Expenses	118,80,780.00
15741,82,077.80	Fund Transfer from GPs to BG	21143,14,941.40
27,444.55	Bank charges	13,574.80
19,55,524.00	IEC-GP/BG level	10,67,368.00
68,59,335.00	Pay & Use Latrines	187,69,869.00
2,68,308.00	Exposure Visit-GP/SO	5,19,053.00
115,89,710.00	GP-Strengthening -Resource Centre	71,14,717.00
1,96,068.00	GP-Strengthening -Stationery/TA Etc	5,00,173.00
4,15,362.00	Grass Root Level Training-Financial	3,77,303.00
28,68,910.00	Grass Root Level Training-General/CD/Managerial	14,54,069.00
5,93,081.00	Grass Root Level Training-Technical	3,34,646.00
141,68,889.00	Ground water recharge	269,17,949.00
52,06,943.00	Sanitation IEC	39,79,001.00
4,02,831.00	Capacity Building	2,78,500.00
21,97,137.00	Community Biodegradable Waste Management	153,89,657.00
6,000.00	Consultancy others	-
72,02,696.25	Other Expenses	3,69,702.00
31,59,718.00	GP-Strengthening -Innovative Schemes	14,60,709.00
2,27,085.00	Rehabilitation WSS	-
-	SO/GPAT Payment - Sanitation	90,657.00
13,99,032.00	SO/GPAT Payment - Rehab.WSS	1,87,846.00
42,81,142.00	SO/GPAT Payment - Multi-GP WSS	30,61,922.00
824,53,221.00	SO/GPAT Payment-SWSS	743,21,058.00
204,71,870.00	SO/GPAT Payment-LWSS	312,15,926.00
-	Plastic Waste Management	2,15,000.00
2,00,656.00	Liquid Management System	18,76,939.00
3,79,942.00	New Technologies for Latrines	43,31,398.00
-	New Small Water Supply Schemes	6,000.00
-	Water quality expenses	530,93,862.00
-	Intermediary Level Training - General/CD/Managerial	8,090.00
17459,40,881.60	Total	23801,69,188.20





KERALA RURAL WATER SUPPLY AND SANITATION AGENCY
III FLOOR, PTC TOWERS,SS KOVIL ROAD,THAMPANOOR, THIRUVANANTHAPURAM

DEPRECIATION STATEMENT FOR THE YEAR ENDED 31-03-2016



Schedule VIII

Amount in Rupees



Particulars	Cost as on 01-04-2015	Cost		Sale or Transfer	TOTAL	Rate	Depreciation			Written Down Value			
		Additions during the year					Upto 01-04-2015	For the year 2015-16		Upto 31-03-2016	WDV as at 2015	31-3-	WDV as at 31-03-2016
		More than 180 days	Less than 180 days					On Assets sold	Existing / New Assets				
PMU													
Air conditioner / Refrigeration	354,147.00				354,147.00	15.00	274,841.04		11,895.89	286,736.94	79,305.96		67,410.06
Refrigerator	-				-	15.00	-		-	-	-		-
Books	42,436.65				42,436.65	100.00	42,436.65		-	42,436.65	-		-
Communication Equipment	598,406.00				598,406.00	15.00	448,204.01		22,530.30	470,734.31	150,201.99		127,671.89
Computer	20,021,658.30	1,001,051.00	141,435.00		21,164,144.30	60.00	16,997,710.96		2,457,429.50	19,455,140.46	3,023,947.34		1,709,003.84
Electrical Fittings	193,502.00				193,502.00	10.00	141,650.56		5,185.14	146,835.70	51,851.44		46,666.30
Furniture & Fixtures	3,432,122.00	14,780.00	133,650.00		3,580,552.00	10.00	2,058,553.36		145,517.36	2,204,070.72	1,373,568.64		1,376,481.28
Miscellaneous Assets	216,202.00				216,202.00	15.00	177,657.72		5,781.64	183,439.36	38,544.28		32,762.64
Photocopier	1,397,477.00	204,750.00			1,602,227.00	15.00	1,134,663.52		70,134.52	1,204,798.04	262,813.48		397,428.96
Projector-LCD& Overhead	1,002,156.00				1,002,156.00	15.00	727,118.15		41,255.68	788,373.83	275,037.85		233,782.17
Technical Equipments	858,887.00				858,887.00	15.00	710,285.26		22,290.26	732,575.52	148,601.74		126,311.48
Typewriter	10,672.00				10,672.00	15.00	10,235.62		65.43	10,301.25	436.18		370.75
Vehicle Motor car	3,354,395.00				3,354,395.00	15.00	1,812,844.85		231,232.55	2,044,077.20	1,541,550.35		1,310,317.80
UPS	926,937.00				926,937.00	15.00	556,569.54		55,550.62	612,150.16	370,337.46		314,786.84
Modem	64,426.00				64,426.00	15.00	59,694.39		679.74	60,574.14	4,531.61		3,851.86
Printer & Scanner	273,075.00		84,559.00		357,634.00	15.00	108,931.67		30,983.42	139,895.09	164,143.33		217,738.91
Media Equipments	157,245.00		5,800.00	5,899.00	157,146.00	15.00	53,969.09		15,038.54	69,027.63	103,255.61		86,118.37
GIS Software	1,760,400.00				1,760,400.00	60.00	1,267,488.00		285,747.20	1,563,235.20	492,912.00		197,184.80
Handheld GPS	382,465.00				382,465.00	15.00	115,508.75		40,043.29	155,553.04	266,955.25		226,911.96
(A)	35,046,608.95	1,220,581.00	365,444.00	5,899.00	36,626,734.95		26,896,614.16	-	3,451,341.09	30,148,955.25	8,347,994.79		6,476,779.70
DPMU-Calcicut													
Furniture & Fixtures	588,400.00				588,400.00	10.00	443,368.31		14,503.17	457,871.48	145,031.69		130,528.52
Typewriter	11,092.00				11,092.00	15.00	10,638.70		66.00	10,706.69	453.30		385.31
UPS	14,500.00				14,500.00	15.00	12,959.10		231.13	13,190.24	1,540.90		1,309.76
Communication Equipment	11,645.00				11,645.00	15.00	9,527.06		317.69	9,844.75	2,117.94		1,800.25
Electrical Fittings	-				-	10.00	-		-	-	-		-
Comp.Serv.UPS&Equip	110,734.00				110,734.00	60.00	110,729.66		2.61	110,732.26	4.34		1.74
Modem	3,320.00				3,320.00	15.00	2,923.84		59.42	2,983.26	396.16		336.74
Books	23,209.00				23,209.00	100.00	23,209.00		-	23,209.00	-		-
Miscellaneous Assets	10,970.00				10,970.00	15.00	9,803.22		175.02	9,978.24	1,166.78		991.76
Technical Equipments	9,207.00				9,207.00	15.00	8,130.44		161.48	8,291.93	1,076.56		915.07
Scanner	3,803.00				3,803.00	15.00	3,311.60		73.71	3,385.31	461.40		417.69
(B)	786,860.00				786,860.00		634,600.94	-	15,592.23	650,193.17	152,279.06		136,666.83
DPMU-Thrissur													
Furniture & Fixtures	400,232.00				400,232.00	10.00	297,746.97		10,248.50	307,995.47	102,485.03		92,236.53
UPS	72,500.00				72,500.00	15.00	64,771.17		1,159.32	65,930.50	7,728.83		6,569.50
Books	846.00				846.00	100.00	846.00		-	846.00	-		-
Electrical Fittings	9,739.00				9,739.00	10.00	7,145.41		258.36	7,404.77	2,593.59		2,334.23
Technical Equipments	14,239.00				14,239.00	15.00	11,530.25		406.31	11,936.57	2,708.75		2,302.43
Miscellaneous Assets	6,565.00				6,565.00	15.00	6,032.41		79.89	6,112.29	632.59		452.71
Computer Access	46,141.00				46,141.00	60.00	46,139.86		0.68	46,140.55	1.14		0.45
Communication (Tele & fax)	16,276.00				16,276.00	15.00	12,908.61		505.11	13,413.71	3,367.39		2,662.29



Particulars	Cost				Depreciation					Written Down Value			
	Cost as on 01-04-2015	Additions during the year		Sale or Transfer	TOTAL	Rate	Upto 01-04-2015	For the year 2015-16		Upto 31-03-2016	WDV as at 2015	31-3-2016	WDV as at 31-03-2016
		More than 180 days	Less than 180 days					On Assets sold	Existing / New Assets				
(C)	566,538.00	-	-	-	566,538.00		447,120.68	-	12,859.18	459,779.86	119,417.32		106,758.14
DPMU-Malappuram													
Communication(Tele/Fax)	53,646.00				53,646.00	15.00	37,849.93		2,369.41	40,219.34	15,796.07		13,426.66
Computer, Server	433,925.00				433,925.00	60.00	396,915.72		22,205.57	419,121.29	37,009.28		14,803.71
Electrical Fittings	44,736.00				44,736.00	10.00	32,025.92		1,271.01	33,296.93	12,710.08		11,439.07
Books	6,210.00				6,210.00	100.00	6,210.00		-	6,210.00	-		-
Furniture & Fixtures	605,881.00		4,850.00		610,531.00	10.00	441,031.40		16,717.46	457,748.86	164,849.80		152,782.14
Miscellaneous Assets	26,425.00				26,425.00	15.00	23,110.13		497.23	23,907.36	3,314.87		2,817.64
Photocopier	129,828.00				129,828.00	15.00	96,807.25		4,953.11	101,760.36	33,020.75		28,067.64
Technical Equipments	10,579.00				10,579.00	15.00	8,823.84		263.27	9,087.11	1,755.16		1,491.89
UPS	267,375.00		15,800.00		282,975.00	15.00	138,156.20		20,552.82	158,709.02	129,218.80		124,265.98
Airconditioner & Refrigerator	61,185.00				61,185.00	15.00	38,807.82		3,341.81	42,249.23	22,277.38		18,935.77
Modem	4,510.00				4,510.00	15.00	4,229.16		42.13	4,271.28	280.84		238.72
Printer & Scanner	57,000.00		7,500.00		64,500.00	15.00	15,817.50		6,739.88	22,557.38	41,182.50		41,942.63
Projector LCD	19,634.00				19,634.00	15.00	17,371.77		339.34	17,711.10	2,282.23		1,922.90
Scanner	12,050.00				12,050.00	15.00	10,493.12		233.53	10,726.65	1,556.88		1,323.35
(D)	1,732,964.00	-	27,750.00	-	1,760,734.00		1,267,749.55	-	79,526.36	1,347,275.91	465,234.46		413,458.09
DPMU-Palakkad													
Books	1,149.00				1,149.00	100.00	1,149.00		-	1,149.00	-		-
Electrical Fittings	28,718.00				28,718.00	10.00	21,678.87		703.91	22,382.78	7,039.13		6,335.22
Furniture & Fixtures	421,071.00				421,071.00	10.00	305,023.00		11,604.80	316,627.80	116,048.00		104,443.20
Miscellaneous Assets	33,169.00				33,169.00	15.00	28,932.91		835.41	29,568.33	4,236.09		3,600.67
Photocopier	86,268.00				86,268.00	15.00	79,102.85		1,074.77	80,177.63	7,185.15		6,090.37
UPS	4,950.00				4,950.00	15.00	4,538.93		61.86	4,600.59	411.07		349.41
Communication Equipment	43,857.00				43,857.00	15.00	37,540.88		947.42	38,488.29	6,316.12		5,368.71
Computers & Accessories	118,005.00				118,005.00	60.00	117,974.09		18.54	117,992.64	30.91		12.36
Technical Equipments	16,838.00				16,838.00	15.00	13,101.38		560.49	13,661.88	3,736.62		3,176.12
Vehicle	-				-	15.00	-		-	-	-		-
Modem	5,563.00				5,563.00	15.00	4,846.28		107.51	4,953.79	716.72		609.21
Refrigerator & Air conditioner	38,700.00				38,700.00	15.00	34,832.87		810.10	35,242.77	4,087.33		3,457.23
Scanner	6,349.00				6,349.00	15.00	5,645.86		105.47	5,751.33	703.14		597.67
Air Conditioner	-				-	15.00	-		-	-	-		-
(E)	804,637.00	-	-	-	804,637.00		654,166.73	-	16,430.09	670,596.83	150,470.27		134,046.17
Capcell													
UPS	7,750.00				7,750.00	15.00	6,804.12		141.88	6,946.00	945.88		804.00
Computer	119,836.00				119,836.00	60.00	119,830.35		3.39	119,833.74	5.65		2.26
Miscellaneous Assets	18,728.00				18,728.00	15.00	15,833.26		434.21	16,267.47	2,894.74		2,480.53
Furniture & Fixtures	210,162.00				210,162.00	10.00	156,501.77		5,366.02	161,867.79	53,680.23		48,294.21
(F)	356,476.00	-	-	-	356,476.00		296,969.49	-	5,945.51	304,915.00	57,506.51		51,561.00
DPMU-Trivandrum													
Furniture & Fixtures	76,509.00				76,509.00	10.00	49,980.85		2,852.82	52,833.66	26,528.15		23,875.34
Typewriter	-				-	15.00	-		-	-	-		-
UPS	7,500.00				7,500.00	15.00	5,793.11		256.03	6,049.14	1,706.89		1,450.86
Communication Equipment	7,100.00				7,100.00	15.00	5,578.86		228.17	5,807.03	1,521.14		1,282.97
Electrical Fittings	13,480.00				13,480.00	10.00	8,585.37		489.46	9,074.83	4,894.63		4,405.17
Comp.Serv.UPS&Equip	4,212.00				4,212.00	60.00	4,210.90		0.66	4,211.56	1.10		0.44
Modem	-				-	15.00	-		-	-	-		-
Books	-				-	100.00	-		-	-	-		-



Particulars	Cost					Depreciation				Written Down Value				
	Description of Assets	Cost as on 01-04-2015	Additions during the year		Sale or Transfer	TOTAL	Rate	Upto 01-04-2015	For the year 2015-16		Upto 31-03-2016	WDV as at 2015	31-3-	WDV as at 31-03-2016
			More than 180 days	Less than 180 days					On Assets sold	Existing / New Assets				
Miscellaneous Assets	2,719.00	-	-	-	-	15.00	2,089.23	-	94.46	-	2,183.70	-	629.77	535.30
Technical Equipments	-	-	-	-	-	15.00	-	-	-	-	-	-	-	-
Scanner	-	-	-	-	-	15.00	-	-	-	-	-	-	-	-
(G)	111,520.00	-	-	-	-	-	76,238.31	-	3,721.61	-	79,959.92	-	35,281.69	31,560.08
DPMU-Kottayam														
Furniture & Fixtures	34,090.00	-	-	-	-	10.00	22,996.28	-	1,109.17	-	24,107.45	-	11,091.72	9,982.55
Typewriter	-	-	-	-	-	15.00	-	-	-	-	-	-	-	-
UPS	-	-	-	-	-	15.00	-	-	-	-	-	-	-	-
Communication Equipment	10,337.00	-	-	-	-	15.00	8,556.30	-	287.11	-	8,823.40	-	1,780.70	1,513.60
Electrical Fittings	21,005.00	-	-	-	-	10.00	14,230.31	-	677.47	-	14,907.78	-	6,774.69	6,097.22
Comp.Serv.UPS&Equip	11,130.00	-	-	-	-	80.00	11,130.00	-	3.86	-	11,127.42	-	6.44	2.58
Modem	1,663.00	-	-	-	-	15.00	1,129.88	-	79.97	-	1,209.85	-	533.12	453.15
Books	-	-	-	-	-	100.00	-	-	-	-	-	-	-	-
Miscellaneous Assets	-	-	-	-	-	15.00	-	-	-	-	-	-	-	-
Technical Equipments	-	-	-	-	-	15.00	-	-	-	-	-	-	-	-
Scanner	-	-	-	-	-	15.00	-	-	-	-	-	-	-	-
(H)	78,225.00	-	-	-	-	-	58,036.32	-	2,137.58	-	60,175.90	-	20,186.68	18,049.10
DPMU-Ernakulam														
Furniture & Fixtures	86,843.00	-	-	-	-	10.00	56,562.72	-	3,028.03	-	59,590.75	-	30,260.26	27,252.25
Typewriter	-	-	-	-	-	15.00	-	-	-	-	-	-	-	-
UPS	-	-	-	-	-	15.00	-	-	-	-	-	-	-	-
Communication Equipment	9,500.00	-	-	-	-	15.00	7,863.48	-	245.48	-	8,108.96	-	1,636.52	1,391.04
Electrical Fittings	77,329.00	-	-	-	-	10.00	52,389.27	-	2,494.07	-	54,882.34	-	24,940.73	22,446.66
Comp.Serv.UPS&Equip	7,150.00	-	-	-	-	80.00	7,148.72	-	1.97	-	7,146.69	-	3.28	1.31
Modem	3,965.00	-	-	-	-	15.00	3,281.97	-	102.45	-	3,384.42	-	683.03	580.58
Books	-	-	-	-	-	100.00	-	-	-	-	-	-	-	-
Miscellaneous Assets	6,524.00	-	-	-	-	15.00	5,182.34	-	201.25	-	5,383.59	-	1,341.66	1,140.41
Technical Equipments	887.00	-	-	-	-	15.00	696.31	-	25.60	-	721.91	-	170.69	145.09
Scanner	-	-	-	-	-	15.00	-	-	-	-	-	-	-	-
(I)	192,178.00	-	-	-	-	-	133,121.80	-	6,096.85	-	139,220.65	-	59,056.20	52,967.34
DPMU-Waynad														
Furniture & Fixtures	259,617.00	-	-	-	-	10.00	168,487.72	-	9,112.93	-	177,600.65	-	91,129.26	82,016.35
Air conditioner / Refrigeration	-	-	-	-	-	15.00	-	-	-	-	-	-	-	-
Typewriter	-	-	-	-	-	15.00	-	-	-	-	-	-	-	-
UPS	2,900.00	-	-	-	-	15.00	2,329.06	-	85.64	-	2,414.70	-	570.94	485.30
Photocopier	51,830.00	-	-	-	-	15.00	41,626.00	-	1,530.60	-	43,156.60	-	10,204.00	8,673.40
Communication Equipment	21,375.00	-	-	-	-	15.00	17,166.81	-	631.23	-	17,798.04	-	4,208.19	3,576.96
Projector LCD	125,888.00	-	-	-	-	15.00	96,730.21	-	4,373.67	-	101,103.87	-	29,157.79	24,784.13
Electrical Fittings	22,783.00	-	-	-	-	10.00	14,764.48	-	801.85	-	15,566.33	-	8,018.52	7,216.67
Comp.Serv.UPS&Equip	10,035.00	-	-	-	-	80.00	10,033.87	-	0.68	-	10,034.55	-	1.13	0.45
Modem	2,200.00	-	-	-	-	15.00	1,766.88	-	64.97	-	1,831.84	-	433.12	368.16
Books	-	-	-	-	-	100.00	-	-	-	-	-	-	-	-
Miscellaneous Assets	4,600.00	-	-	-	-	15.00	3,614.47	-	147.83	-	3,762.30	-	985.53	837.70
Technical Equipments	720.00	-	-	-	-	15.00	578.25	-	21.28	-	599.51	-	141.75	120.49
Scanner	4,950.00	-	-	-	-	15.00	3,889.48	-	159.08	-	4,048.56	-	1,060.52	901.44
(J)	506,896.00	-	-	-	-	-	360,987.23	-	16,929.74	-	377,916.96	-	145,910.77	128,981.04
DPMU-Kannur														
Furniture & Fixtures	431,667.00	23,200.00	-	-	-	10.00	271,983.74	-	18,347.13	-	289,742.87	-	160,271.26	185,124.13



Particulars	Cost					Depreciation				Written Down Value			
	Cost as on 01-04-2015	Additions during the year		Sale or Transfer	TOTAL	Rate	Upto 01-04-2015	For the year 2015-16		Upto 31-03-2016	WDV as at 2015	31-3-	WDV as at 31-03-2016
		More than 180 days	Less than 180 days					On Assets sold	Existing / New Assets				
Typewriter	-				-	15.00							
UPS, scanner, printer	169,450.00				169,450.00	15.00	59,285.07		16,524.74	75,809.81		110,164.93	93,640.19
Communication Equipment	24,585.00				24,585.00	15.00	19,744.84		726.02	20,470.87		4,840.16	4,114.13
Electrical Fittings	57,000.00				57,000.00	10.00	38,119.85		1,888.02	40,007.86		18,880.15	16,992.14
Comp.Serv.UPS&Equip	61,650.00		36,945.00		98,595.00	80.00	53,168.01		16,172.69	69,340.71		8,481.99	29,254.29
Modem	550.00				550.00	15.00	455.25		14.21	469.47		94.75	80.53
Books	3,545.00				3,545.00	100.00	3,545.00		-	3,545.00		-	-
Miscellaneous Assets	20,990.00				20,990.00	15.00	7,432.78		2,033.58	9,466.36		13,557.22	11,523.64
Technical Equipments	48,600.00				48,600.00	15.00	39,031.90		1,435.21	40,467.12		9,568.10	8,132.88
Air conditioner / Refrigeration	35,400.00				35,400.00	15.00	11,741.74		3,548.74	15,290.48		23,658.28	20,109.52
(K)	853,437.00	23,200.00	36,945.00	-	913,582.00		503,920.19	-	60,690.35	564,610.53		349,516.81	348,971.47
DPMU-Kollam													
Communication Equipment	7,256.00				7,256.00	15.00	5,104.35		322.75	5,427.10		2,151.65	1,828.90
Electrical Fittings	6,520.00				6,520.00	10.00	3,557.43		296.26	3,853.69		2,962.57	2,666.31
Comp.Serv.UPS&Equip	270,634.00				270,634.00	80.00	270,267.49		219.90	270,487.40		366.51	146.80
Furniture & Fixtures	7,250.00				7,250.00	10.00	3,955.73		329.43	4,285.16		3,294.27	2,964.84
Vehicle	3,200.00				3,200.00	15.00	2,174.15		153.86	2,328.03		1,025.85	871.97
Miscellaneous Assets	5,870.00				5,870.00	15.00	4,129.35		281.10	4,390.44		1,740.65	1,479.56
(L)	300,730.00	-	-	-	300,730.00		289,166.50	-	1,583.31	290,771.81		11,541.50	9,958.19
RPMU-Idukki													
Computer			546,400.00		546,400.00	80.00			183,920.00	183,920.00			382,480.00
Furniture & Fixtures			416,010.00		416,010.00	10.00			20,800.50	20,800.50			395,209.50
UPS, Printer	119,500.00		135,090.00		254,590.00	15.00	35,143.88		22,785.17	57,829.04		84,356.13	196,660.96
Media Equipments	49,616.00				49,616.00	15.00	3,721.20		6,884.22	10,605.42		45,894.80	39,010.58
Electrical Fittings	27,883.00				27,883.00	10.00	6,653.83		2,122.92	8,776.75		21,229.17	19,106.25
Miscellaneous Assets	2,850.00				2,850.00	15.00	945.31		285.70	1,231.01		1,904.69	1,618.99
Photocopier	43,560.00		87,915.00		131,475.00	15.00	16,808.72		10,608.32	27,415.03		26,751.29	104,059.97
Air conditioner / Refrigeration	28,750.00				28,750.00	15.00	11,093.91		2,648.41	13,742.32		17,656.09	15,007.66
(M)	272,159.00	-	1,185,415.00	-	1,457,574.00		74,365.96	-	230,663.24	304,419.22		197,792.16	1,153,153.92
TOTAL (A+B+C+D+E+F+G+H+I+J+K+L+M)	41,809,270.95	1,243,781.00	1,615,554.00	5,899.00	44,462,706.95	-	31,497,082.01	-	3,902,709.14	35,399,791.15		10,112,188.22	9,062,915.06

