



ofc

INDEPENDENT AUDITORS' REPORT

To
M/s Kerala Rural Water Supply and Sanitation Agency,
Thiruvananthapuram

1. Report on the Financial Statements

We have audited the financial statements of M/s. Kerala Rural Water Supply and Sanitation Agency, Thiruvananthapuram which comprise of the Balance Sheet as at March 31st, 2017 and the Statement of Income and Expenditure for the year then ended, and a summary of Significant accounting policies and other explanatory information.


2. Management's Responsibility for the Financial Statements

Management is responsible for the preparation of these financial statements that give a true and fair view of the financial position and financial performance of the organization. This responsibility includes the design, implementation and maintenance of internal controls relevant to the preparation and presentation of the financial statements that give a true and fair view and are free from material misstatement, whether due to fraud or error.

3. Auditor's Responsibility

Our responsibility is to express an opinion on these financial statements based on our audit. We have conducted our audit in accordance with the Standards on Auditing issued by the Institute of Chartered Accountants of India. Those Standards require that we comply with ethical requirements and plan and perform the audit to obtain reasonable assurance about whether the financial statements are free from material misstatement.

An audit involves performing procedures to obtain audit evidence about the amounts and disclosures in the financial statements. The procedures selected depend on the auditor's judgment, including the assessment of the risks of material misstatement of the financial Statements, whether due to fraud or



error. In making those risk assessments, the auditor considers internal control relevant to the organization's preparation and fair presentation of the financial statements in order to design audit procedures that are appropriate in the circumstances. An audit also includes evaluating the appropriateness of accounting policies used and the reasonableness of the accounting estimates made by management as well as evaluating the overall presentation of the financial statements.

The Receipt and Payment of all Grama Panchayats are consolidated and the same is incorporated in the Consolidated financial statements. We have audited the accounts of a representative sample from among the total Grama Panchayats.

We believe that the audit evidence we have obtained is sufficient and appropriate to provide a basis for our audit opinion

4. Basis for Qualified opinion

- i. It was brought to our notice during the course of audit that, there was some embezzlement and/ or mismanagement of funds during the period from 22nd of December 2011 to 31st of October 2016. We have relied on Report for VERIFICATION OF ACCOUNTS OF MALAPPURAM RPMU FOR THE PERIOD FROM 22-12-2011 TO 31-10-2016, conducted by the Finance Division of KRWSA, wherein embezzlement of approximately Rs.7.56 crores was reported at Malappuram Regional Project Management Unit (RPMU) during the period referred to in the Audit Report. Pending vigilance enquiry and consequent recovery proceeding, we are unable to comment on recoverability or otherwise of Rs.6.14crs shown under Other current Assets - Malappuram Embezzlement classified under Loans & advances. Refer note no 2.G.*
- ii. The Project follows mercantile system of accounting. However based on our review of the books of accounts of the Grama Panchayat (GP) and RPMU, adequate provisions have not been made for various expenditures at the year end. Refer note no 2.J.*
- iii. Fund-in-transit of Rs.44,75,348/- represent amount transferred to various GP's from RPMU's. The reconciliation of the funds -in -transit as on 31.3.2017 were not available for our verification. In the absence of the*



same the consequential impact if any, on the financial statement is not ascertainable.

- iv. *We would like to bring your attention to Note 2.K on Treatment of Earnest Money Deposit which states that the receipt of EMD is shown as income and the Repayment thereof is shown as expenditure in the year of disbursement which is not in line with Basic accounting principle. On account of the same income is overstated to the extent of Rs 18,04,137, and likewise the expenditure is also overstated to the extent of Rs 49,44,363, Similarly the creditors are understated Rs.31,40,226*
- v. *Proceedings were not made available for our verification in respect of payment made to Kerala Water Authority (KWA) for Rs.220,039,619 out of which utilized amount was Rs.196,756,030, Proceedings were not available for KWA Electricity Arrears Advance amount of Rs. 56,51,607.*

5. Qualified Opinion

In our opinion and to the best of our information and according to the explanations given to us, except for the possible effect of the matters described in the basis for qualified opinion paragraph, the financial statements give the information required in the manner so required and give a true and fair view in conformity with the accounting principles generally accepted in India:

- i. In the case of the Balance Sheet, of the state of affairs of the Kerala Rural Water Supply and Sanitation Agency as at 31st March, 2017, and
- ii. In the case of the Statement of Income and Expenditure of the Incomes and Expenditures for the year ended on that date.



6. Report on other legal and regulatory requirements

- i. We have obtained all the information and explanations which to the best of our knowledge and belief, were necessary for the purpose of our audit;
- ii. In our opinion, proper books of account as required by law have been kept by the Institution so far as appears from our examination of the Said books;
- iii. The Balance sheet and the Statement of Income and Expenditure dealt with by this report are in agreement with the books of account;

Place : Cochin
Date :15/12/2017



For JRS & Co.
Chartered Accountants
Firm Reg. No. 008085S

A handwritten signature in black ink, appearing to read "Rajesh Ramachandran".

Rajesh Ramachandran
Partner
Membership No.206211

KERALA RURAL WATER SUPPLY AND SANITATION AGENCY
PTC TOWER, S.S KOVIL ROAD, THAMPANOOR, THIRUVANANTHAPURAM.
BALANCE SHEET AS ON 31-03-2017

Amount in Rs

PREVIOUS YEAR	LIABILITIES	SCH NO	CURRENT YEAR	PREVIOUS YEAR	ASSETS	SCH NO	CURRENT YEAR
10,112,189	CAPITAL GRANT Opening Balance of Capital Grant used for acquisition of Capital Assets		9,062,916	44,462,707	FIXED ASSETS Gross Value	VIII	47,911,220
2,859,335	Add: Capital Grant used for acquisition of Capital Assets during the Year		3,449,513	35,399,791	Less: Accumulated depreciation		38,743,034
12971524			12,512,429	9,062,916			
3,902,709	Less: Amount transferred to Income and Expenditure Account being the depreciation on Fixed Assets acquired out of Capital Grant		3,343,242	24,865	CURRENT ASSETS, LOANS AND ADVANCES		
9,068,815			9,169,187	1,371,757,516	A. CURRENT ASSETS	II	
5,899	Less: Assets sold/ tr to revenue grant		1,000	1,455,490	Cash in Hand	IV	37,887
9,062,916				48,350	Cash at Bank		2,106,755,216
				1373286221	Fund in Transit		4,475,348
					Deposits		48,350
			9,168,187				2,111,318,801
	UNUTILISED GRANT/REVENUE				B. LOANS AND ADVANCES		
19,727,008	National Rural Drinking Water Programme		19,356,508	5,190,958	Advances to KWA		
370,500	Less: Utilised during the year		15,385,009	171,899,077	Opening Balance		37,777,170
19,356,508				139,312,862	Add: Paid during the year		220,039,819
17,800,000	Iron Removal Plant		17,800,000	37,777,173	Less: Utilised during the year		198,756,030
	Less: Utilised during the year		2,026,800	27,988,343			
17,800,000					Opening Advance to KWA-Electricity arrear advance		27,988,343
164098632	Jalanidhi-Phase I		163,186,324		Add: Additions during the year		5,651,807
912,308	Add: Jalanidhi-Phase I		1,078,584	2,523,000			
163,186,324	Less: Utilised during the year		4,396,900	33,119,107	Other current Assets - Malappuram Embezzlement		61,400,649
				929,830	Other current Assets - Income Tax Penalty- Malappuram		532,020
1,071,992,939	Jalanidhi (Phase II)		1,268,718,100	42,493	Advance to CED Suchitwa mission and SEUF-Suchitwa mission		1,461,000
2,644,200,000	Opening Balance		3,144,200,000	8,684,233	Advance to GP LAC	III	29,757,826
5,899	Add: funds received during the year		1,000		Staff Advance		854,101
2,447,480,738	Add: Assets sold/ tr from Capital grant (Including Buy-Back amount)		2,292,162,417		Other Advances		8,135,026
1,268,718,100	Less: Utilised during the year				Advance to Supporting organisation		7,604,349
				111,044,179			109,744,971
	CURRENT LIABILITIES AND PROVISIONS						
	CURRENT LIABILITIES						
11,050,809	Retention Money	I	8,471,045				
4,218,659	Sundry Creditors		8,911,845				
1,493,393,316				2,324,930,867			2,324,930,867

Seems
 Consultant-Project Finance
 KRWSSA

[Signature]
 Director(Finance & Admin)
 KRWSSA

[Signature]
 Executive Director
 KRWSSA



AUDITORS' REPORT
 Vide our report of even date

For JRS & CO.
 Chartered Accountants

[Signature]
 RAJESH RAMACHANDRAN, FCA, DISA (ICA)
 Partner
 M No 200211, FRNo 008095S

KERALA RURAL WATER SUPPLY AND SANITATION AGENCY
PTC TOWER, S.S KOVIL ROAD, THAMPANNOOR, THIRUVANANTHAPURAM.
STATEMENT OF INCOME AND EXPENDITURE FOR THE YEAR ENDED ON MARCH 31, 2017

Amount In Rs								
PREVIOUS YEAR	EXPENSES	SCH NO	CURRENT YEAR	PREVIOUS YEAR	INCOME	SCH NO	AMOUNT	CURRENT YEAR
161,172,020	Administrative Expenses	V	174,226,669		GRANTS			
10,442,616	Training and Seminar	VI	7,165,080	2,447,480,738	From Government of Kerala-Jalanidhi (Phase II)		2,292,152,417	
3,045,974	Audit Fees		1,977,773		Special Assistance		273,577,233	
2,380,169,188	Grama Panchayat Expenditure	VII	2,530,748,353	-			2,565,729,650	
3,902,709	Depreciation		3,343,242	2,447,480,738	Less: Fixed Asset Purchased during the year		3,448,513	
139,312,862	Common Infrastructure - KWA		196,756,030	2,859,335	Amount Transferred from capital grant		2,562,280,137	2,562,280,137
				2,444,621,403	Interest & Other non Project Income			3,343,242
				3,902,709	Other Income			25,977,994
				34,954,482	GP contribution			1,573,700
				286,353	Embezzlement Amount to be recovered			259,641,424
				214,280,423				61,400,649.00
2,698,045,369			2,914,217,146	2,698,045,369				2,914,217,146

Seems
 Consultant-Project Finance
 KRWSSA

[Signature]
 Director (Finance & Admn)
 KRWSSA

[Signature]
 Executive Director
 KRWSSA

AUDITORS' REPORT
 Vide our report of even date

For JRS & CO.
 Chartered Accountants

[Signature]
 RAJESH KAMACHANDRAN, FCA, DISA (ICA)
 No. 200, 11/11/17 - 0080855



Place: Trivandrum
 Date: 15-12-2017

KERALA RURAL WATER SUPPLY AND SANITATION AGENCY
PTC TOWER, S.S KOVIL ROAD, THAMPANOR, THIRUVANANTHAPURAM.

SCHEDULES TO BALANCE SHEET AS ON 31-03-2017

SCHEDULE - I - SUNDRY CREDITORS FOR EXPENSES

Amount in Rs

PREVIOUS YEAR	PARTICULARS	CURRENT YEAR
1,069,304.00	Audit Fee payable	531,000.00
1,592,727.00	Salary Payable	1,542,058.00
12,050.00	Wages Payable	14,575.00
14,420.00	Expenses Payable	400,336.00
-4,718,743.93	GP Payables	-4,718,743.93
1,446,064.20	KCWWF	1,668,016.20
6,285,601.08	VAT	10,975,694.08
-322,210.00	TDS Salary	-257,842.00
-9,467.00	Deductions LIC	-6,182.00
-498,525.00	Deductions Others	-576,016.00
-212,984.00	Deductions P F	-122,871.00
40,995.00	Deduction-EPF	67,455.00
-12,075.00	Tax Deductions Rent	-26,795.00
301,905.00	Tax Deductions Consultant	724,412.00
-2,672,402.60	Tax Deductions Works	-3,240,399.60
1,902,000.00	EMD	
-	Deduction others	-62,852.00
4,218,658.75	Total	6,911,844.75

SCHEDULE-II - CASH AT BANK

PREVIOUS YEAR	PARTICULARS	CURRENT YEAR
4,263,347.00	Canara Bank , Kannur	5,512,894.00
10,600,113.00	State Bank of Travancore, Kannur	128,932,798.00
3,805,063.00	SBT-current account,Kannur	1,722,850.00
5,073,675.90	Syndicate bank,Kannur	4,688,554.01
76,333.00	Canara Bank , Malappuram	71,439,061.00
3,428,551.00	Indian Bank,Malappuram	6,086,240.00
1,188,805.00	SBT ,Malappuram	588,172.00
22,182.00	Union Bank of India,Idukki	500,272.14
3,244,330.00	State Bank of Travancore, Idukki	133,984,984.50
-	State Bank of India, Thiruvananthapuram	25,383,580.24
126,538,896.00	SBT Santhinagar Branch, Thiruvananthapuram	98,125.00
832,229,564.00	District Treasury, Thiruvananthapuram	1,290,407,164.00
8,003,638.00	Canara Bank, Chalai Branch, Thiruvananthapuram	21,880,092.00
4,996,952.00	Union Bank of India,Main Branch	5,182,904.00
16,971,110.00	Adimaly GP UBI Bank a/c 352502010061161	16,053,078.00
3,385,559.50	Arakkulam GP UBI Bank a/c 49302010006949	3,911,581.50
7,570,582.00	Aymanam GP SBT Bank a/c 67218348137	14,792,783.00
501,969.00	Bharananganam GP SBT Bank a/c 67216068785	3,404,489.00
1,840,484.00	Bison Valley SBT GP Bank a/c 67213238991	1,237,901.40
139,442.00	Chakkupallam GP SBT Bank a/c 67213389452	2,787,641.00
1,826,844.00	Kanjikuzhy GP UBI Bank a/c 423102010012810	905,122.50
456,152.00	Kadaplamattom GP SBT Bank a/c 67157473776	1,003,999.00
117,773.00	Kanghazha GP SBT Bank a/c 67214959003	1,625,315.21
4,758,451.00	Kanthaloor GP UBI Bank a/c 423502010009618	3,021,749.00



(Signature)

3,998,270.00	Konnathady SBT Bank a/c 67158594155	3,411,223.00
1,447,322.00	Kooropada GP SBT Bank a/c 67200166507	1,693,463.00
3,032,930.00	Kurichi GP SBT Bank a/c 67217950733	1,872,951.00
2,657,611.00	Manickal GP UBI Bank a/c 444702010012846	943,877.54
1,733,675.00	Mankulam GP SBI Bank a/c 32822723564	561,653.00
2,124,758.00	Mutholy GP SBT Bank a/c 67212522907	3,006,059.40
2,587,709.69	Mynagapally GP Syndicate Bank a/c 5042200090584	2,587,709.69
645,701.00	Ranni GP Canara Bank a/c 2319101046633	873,004.00
2,582,402.00	Kunnathanam GP SBT Bank a/c 67162293732	2,138,942.00
4,519,912.75	Maragantupally GP SBT Bank a/c 67213574874	4,545,191.75
295,554.00	Marayoor GP SBT Bank a/c 67219955220	1,733,843.00
2,544,546.00	Meenachil GP SBT Bank a/c 67217940000	2,721,804.00
1,969,883.00	Meenadom GP SBT Bank a/c 67210816397	1,920,563.00
3,670,815.00	Panachikkadu GP Corporation Bank a/c 023200101007061	2,862,534.00
457,181.00	Parathode GP SBT Bank a/c 67216067099	1,008,606.00
431,378.00	Poonjar Thekkera GP Central Bank of India a/c 32336403807	1,202,086.00
1,326,675.00	Thalapalam GP SBT Bank a/c 67213336679	28,718.00
3,291,492.00	Udumbannoor GP South Malabar Gramin Bank a/c 40356101004076	1,423,435.50
1,724,103.00	Vannapuram GP SBT Bank a/c 67217292740	1,322,319.00
7,131,022.50	Vathikudy GP UBI Bank a/c 677502010000192	3,486,382.00
2,533,504.50	Velliyattom GP UBI Bank a/c 403902010014538	1,944,455.50
3,079,726.00	Karunapuram GP SBI a/c no:32775088668	2,135,275.00
2,235,010.50	Thidanad GP SBI a/c no:34242179126	5,336,187.00
4,421,535.00	Karoor GP SBT a/c no:67273388572	5,307,632.00
1,528,342.00	Edamalakudi GP SBT a/c no:67217509583	3,375,358.50
2,606,730.00	Annamnada SBI Bank a/c 33326072041	2,971,962.00
4,026,423.00	Chelambra Punjab National Bank a/c 4529000100018945	750,252.00
1,290,258.36	Cheruvannur GP Syndicate Bank a/c 44122200018747	1,063,323.36
407,765.00	Chokkad Kerala Gramin Bank a/c 40238101008355	436,232.00
1,236,109.00	Edachery Kerala Gramin Bank a/c 40212101009859	895,717.50
526,375.00	Elavally GP Punjab National Bank a/c 4333000100082954	75,611.00
2,976,477.00	Edapatta GP SBT a/c no:67220845190	1,419,036.00
1,600,783.60	Elavanchery GP Punjab National Bank a/c 4331000100036948	845,936.67
3,465,975.00	Karuvarkundu GP Bank Account	2,707,191.00
3,777,363.00	Kattippara GP Canara Bank a/c 0826101059223	2,928,017.00
1,626,126.00	Keezhariyur GP Kerala Gramin Bank a/c40223101006339	613,982.00
2,822,609.90	Kuttiapuram GP Punjab National Bank a/c 4307000100341557	693,043.22
3,797,726.00	Kuzhur SBT Bank a/c 67242665780	5,516,932.00
6,031,305.00	Lakkidiperur Bank of Baroda Bank a/c 32040100002765	4,618,344.25
161,002.00	Mala Canara Bank a/c 8555101063540	6,321,744.00
15,481,931.00	Maniyur Kerala Gramin Bank a/c40128101029385	8,264,265.00
2,049,336.00	Melattur SBT Bank a/c 67216627837	2,214,774.00
2,129,741.75	Nadathara GP Punjab National Bank a/c 2588000100057828	30,006.49
2,618,267.00	Ozhur GP Kerala Gramin Bank a/c 40649101004960	4,869,043.00
2,934,516.20	Pallasena Punjab National Bank a/c 4280000100038156	1,916,929.27
12,403,257.00	Perumankalri GP SBT Bank a/c 67212919426	10,870,716.00
225,210.00	Poyya SBI Bank a/c 32914155756	658,189.00
333,246.00	Puthanchira SBI Bank a/c 33344505291	6,240,625.00
2,185,308.00	Thamarsrey GP Canara Bank a/c 0826101058540	1,580,507.00
10,086,653.00	Thennala Kerala Gramin Bank a/c 40174101013764	10,551,154.00
1,151,632.00	Urangattiri GP Canara Bank a/c 1496101022730	3,097,202.00
88,139.00	Vellanagur GP Canara Bank a/c 1001101183183	2,186,420.00
7,318,944.00	Vengara GP Canara Bank a/c no:4691101000971	4,618,288.00
410.00	Oorakam GP PNB a/c no:4362001700052293	3,652,180.00
14,480,841.00	Parappur SBT Bank a/c 67217065126	7,162,710.00
3,616,746.00	Aralam GP Kerala Gramin Bank a/c 40450100009229	1,241,457.00
6,312,333.00	Alakode GP SBI Bank a/c 32834816183	2,219,410.00
613,394.00	Balal GP Corporation Bank a/c 179100101000016	604,867.00
10,586,835.00	Bellur GP Kerala Gramin Bank a/c 40506100005353	7,332,017.00
3,141.00	Cherupuzha GP SBT Bank a/c 67212460029	792,827.00
1,042,564.00	Delampady GP Kerala Gramin Bank a/c 40451100008893	3,682,094.00



10

7,366,721.50	East Eleri GP Kerala Gramin Bank a/c 40595100001175	9,337,341.00
640,409.00	Edavaka GP Kerala Gramin Bank a/c 40481100009100	2,624,739.00
1,521,078.00	Irikkur GP Kerala Gramin Bank a/c 40484100006724	921,207.00
1,146,825.00	Kadirur GP Indian Overseas Bank a/c 027601000015498	1,761,320.00
1,654,409.00	Kaniyambetta GP SBI Bank a/c 32903317857	2,035,179.00
3,750,871.50	Kolayad GP Kerala Gramin Bank a/c 40434100009356	1,317,957.00
1,445,405.00	Kottathara GP SBI Bank a/c 32888847313	1,294,739.00
3,863,088.83	Kunnothuparamba GP Syndicate Bank a/c 42532200071880	3,591,738.74
647,892.33	Kuttiattoor GP Syndicate Bank a/c 42542200027036	881,792.20
1,754,210.50	Munderi GP Kerala Gramin Bank a/c 40424100010325	1,418,222.50
1,761,817.00	Noolpuzha GP Central Bank of India a/c 3154034076	1,243,845.00
1,061,509.00	Padne GP Kerala Gramin Bank a/c 40414100005921	-
757,511.00	Paivalike GP Kerala Gramin Bank a/c 40485100006383	1,292,969.00
7,169,376.00	Panamaram GP SBI Bank a/c 32891323927	5,344,911.00
4,869,465.50	Poothadi GP South Malabar Gramin Bank a/c 40121101005969	3,796,851.00
2,277,132.00	Pozhuthana GP South Malabar Gramin Bank a/c 40229101004146	2,089,896.00
1,338,984.00	Pullur Periya GP Kerala Gramin Bank a/c 40442100010333	538,106.00
4,717,002.00	Pulpalli GP South Malabar Gramin Bank a/c 0863101030014	5,704,313.00
785,678.00	Puthige GP Kerala Gramin Bank a/c 40417100009629	-
6,295,332.00	Thavinjal GP Kerala Gramin Bank a/c 40478100008796	7,155,506.00
10,030,055.00	Thondernad GP Canara Bank a/c 1042101022914	6,516,682.00
1,248,723.00	Udayagiri GP Kerala Gramin Bank a/c 40507100007639	1,244,501.50
992,700.00	Vellamunda GP Kerala Gramin Bank a/c 40411100012178	5,872,001.00
5,330,447.00	Kinaroor Karinthalam GP SBT Bank a/c67315399001	14,568,705.00
5,025,079.00	Meenja GP Kerala Gramin Bank a/c40449101007277	6,261,356.00
1,498,523.00	Teekoy GP SBT Bank a/c 67328018283	5,400,933.00
2,288,773.00	Nedukandam GP SBT Bank a/c 67328820016	11,868,620.00
4,278,407.00	Nedumkunnam GP SBT Bank a/c 67323279400	2,043,873.00
1,946,019.00	Madapally GP SBT Bank a/c67330970339	10,137,540.00
2,110,549.00	Kootickal GP SBT Bank a/c67317410944	6,603,466.00
402,872.00	Kozhuvanal GP SBT Bank a/c67338973593	2,933,835.00
2,214,116.00	Vattavada GP Union Bank a/c358902010015471	3,452,677.00
2,182,443.00	Panmpadumpara GP SBT Bank a/c 67330226640	7,139,338.50
3,301,996.00	Rajakkad GP Union Bank a/c 372302010023000	3,240,025.22
16,081,538.00	Parali GP SBT Bank a/c67326495510	2,669,287.00
3,471,204.00	Purameri GP SBT Bank a/c 67309029558	8,066,773.00
2,874,727.00	Ayancheri GP Canara Bank a/c4610101003477	2,582,553.00
4,619,681.00	Kottur GP Kerala Gramin Bank a/c 40144101011508	2,739,037.00
328,256.00	Naduvannur GP SBI bank a/c 35032173046	13,961,676.00
3,773,928.00	Chakittipara GP SBT Bank a/c67332082537	6,143,105.00
611,411.00	Villapalli GP SBT Bank a/c 67334217768	2,655,940.00
5,279,392.00	Chorode GP Canara bank a/c5418101001054	4,683,869.00
920,903.00	Koduvayur GP Kerala Gramin Bank a/c40295101010916	669,883.00
53,839.00	Mankara GP SBI Bank a/c35275565923	3,611,459.00
1,040,870.00	Mooniyur GP SBT Bank a/c 67305898647	1,099,820.00
1,371,757,516.31	Total	2,106,755,215.80

SCHEDULE -III - STAFF ADVANCE

PREVIOUS YEAR	PARTICULARS	CURRENT YEAR
10,000.00	Advance NRWDP Staff	
-10,000.00	Advance to staff RSAT	
502,017.00	Advance to Staff-PMU	373,920.00
427,813.00	Advance to Staff-RPMU	480,181.00
929,830.00	Total	854,101.00

SCHEDULE -IV - FUND IN TRANSIT



Previous year	PARTICULARS	CURRENT YEAR
	Vathikudy GP	1,401,584.00
	Karunapuram GP	8,666.00
	Edamalakudi GP	1,185,000.00
	Elavally GP	70,500.00
	Karuvarakundu GP	965,442.00
	Puthanchira GP	42,000.00
	Thamarassery GP	257,156.00
	Elavanchery GP	545,000.00
1,455,490.00	Total	4,475,348.00

Sub Schedule

PREVIOUS YEAR	Deposits	CURRENT YEAR
	PMU	
3,000.00	Telephone Deposit 30/05/2000	3,000.00
2,000.00	Telephone Deposit 25/11/2000	2,000.00
6,000.00	Telephone Deposit 10/10/1999	6,000.00
9,000.00	Telephone Deposit 30/11/1999	9,000.00
10,000.00	Telephone Deposit 18/08/2015	10,000.00
	CPTR	
500.00	Telephone Deposit 31/03/2010	500.00
	RPMU-Malappuram	
15,000.00	Telephone Deposit 19/12/15	15,000.00
	Thrissur	
1,100.00	Gas Conn. Deposit 25/07/2006	1,100.00
	PMU	
1,750.00	Gas Conn. Deposit 21/02/2015	1,750.00
48,350.00	Total:	48,350.00


PREVIOUS YEAR	PARTICULARS	CURRENT YEAR
	Staff Advance of PMU	
5,630	Ajayakumar	5,630.00
	Lekshmi V N	8,000.00
15,000	Binsu M	
62,000	Dr.Pradeep Kumar	
2,500	Gopinathan NIR	
19,893	K Mohan	19,893.00
15,000	Madhusoodhanan Nair	
82,360	Mini K	3,155.00
2,000	Mohammed Sajil	3,500.00
1,000	Rajan	
30,000	Renuka V	40,000.00
16,000	Suresh Kumar PR	8,000.00
10,000	Sudheer A.S	
2,000	Vinod Kumar	
20,000	Sreejith C R	20,000.00
595	Sreekumar Nair	595.00
116,000	Subash M	215,000.00
32,000	T Bhaskaran IAS	
50,147	Pranabjyoti Nath IAS	50,147.00
19,892	Ashok Kumar Singh, IAS	
502,017	Grand Total	373,920.00



(Handwritten signature)

PREVIOUS YEAR	Advances to staff of RPMU:-	CURRENT YEAR
	Advance to staff of Idukki:-	
	M Mundackal -Mgr (Tech)	40,180.00
	Jijo Joseph, IEC	67,039.00
	Christin M Joseph	45,000.00
11,011	Sabu Varghese	
8,000	Sandhyamol	
30,000	Sreejith	
25,000	Jithin J Mangattu	
5,000	Ameerkhan KP	
	Advance to staff of Malappuram i:-	
300	Ayyappan	300.00
59,500	Narendradev	61,500.00
700	Sajan Jacob	16,700.00
	Sumesh K P	12,160.00
8,000	Shamsudeen	8,000.00
4,000	VK Narayanan	4,000.00
30,000	Abdul Latheef	33,000.00
35,000	Jayachandran	38,000.00
91,650	Shaheer	91,650.00
30,118	Praveenkumar	28,118.00
(466)	Athira S	-466.00
	Advance to staff of kannur:-	
30,000	Chandran V	
20,000	Reshmapriyraj	
	Geetha P.S	10,000.00
	Rajeesh Maroli, JPC	5,000.00
10,000	VK Narayan	
30,000	Yohannan A	20,000.00
427,813	Grand Total	480,181.00

PREVIOUS YEAR	Other advances of RPMU & PMU	CURRENT YEAR
20,000	Advance to others-Idukki	20,000
	Advance to Ashok Kumar Singh, IAS	19,892
	Advance to M/s. Seguro Foundations & Structures (P) Ltd.	8,058,366
42,513	Advance to others-Malappuram	42,513
-	Arjunan Pillai, Legal Consultant	
(20,000)	B Pradeep, GWD	(20,000)
(20)	JOSAB International	(20)
	EPF- Rain Centre	14,275.00
42,493	Grand Total	8,135,026



(Handwritten signature)


SCHEDULES TO STATEMENT OF INCOME AND EXPENDITURE FOR THE YEAR ENDED 31-03-2017

SCHEDULE -V- ADMINISTRATIVE EXPENSES

PREVIOUS YEAR	PARTICULARS	CURRENT YEAR
95,204,541.00	Salary to Staff	95,232,551.00
	Sector Institutional Development Studies	11,106,000.00
5,593,927.00	Advertisement	2,930,474.00
53,176.00	Annual Maintenance Contract	49,247.00
32,500.00	Bank Charges	26,601.50
1,940,551.00	Communication Expenses	2,117,227.00
473,816.00	Computer Software	6,500.00
140,114.00	Computer Stationery	126,037.00
410,144.00	Electricity & Water Charges	512,359.00
3,629,395.00	Medical Reimbursement	3,431,577.00
1,410,490.00	MIS development	602,430.00
36,278.00	Office Furnishing	2,353,979.00
987,455.00	Other Establishment Expenses	240,053.00
5,049,280.00	Other expenses	300,637.00
64,536.00	Postage	43,522.00
752,693.00	Printing & Stationery	1,010,402.00
4,656,853.00	Office Rent	5,050,529.00
	<u>Repairs & Maintenance:</u>	
1,045,598.00	General	1,307,538.00
250,880.00	Office Vehicle	227,275.00
360,492.00	Staff welfare	308,790.00
	<u>Travelling Expenses:</u>	
4,584,073.00	local and	5,367,006.00
7,159.00	Rates & Taxes	
179,518.00	Fuel charges	141,809.00
3,347,182.00	Vehicle Rental Charges	4,372,509.00
545,630.00	Wages	726,033.00
11,944,093.00	Consultancy charges-Others	4,370,958.00
	Consultancy charges-CQM	3,153,391.00
221,000.00	Consultancy charges-LWSS	
78,660.00	Consultancy charges-MULTI GP WSS	838,985.00
1,029,249.00	Consultancy - Services & studies	12,327,464.00
103,500.00	Gratuity to staff	78,280.00
306,337.00	IEC-PMU/RPMU Level	5,583,447.00
4,972,000.00	Permanent Travel Allowance	5,297,684.00
33,000.00	Legal Consultancy charges	85,500.00
11,727,900.00	Water Quality Analysis	
	Employer's Contribution to EPF	4,899,874.00
161,172,020.00	Total	174,226,668.50

SCHEDULE - VI - TRAINING AND SEMINAR

PREVIOUS YEAR	PARTICULARS	CURRENT YEAR
1,882,991.00	Conference, Meeting & Seminar	1,611,808.00
24,500.00	Technical & Financial BG's & GP's	-
299,608.00	Intermediary Level Training -Financial	19,240.00



(Handwritten signature)

1,965,305.00	Intermediary Level Training-General /CD/Managerial	1,601,690.00
754,147.00	Intermediary Level Training -Technical	806,696.00
2,987,326.00	Strategic Level Training	2,849,815.00
2,478,259.00	Studies-Service Delivery Modernisation	275,831.00
50,480.00	Community Development	
10,442,616.00	Total	7,165,080.00

SCHEDULE - VII - GRAMA PANCHAYAT EXPENDITURE

PREVIOUS YEAR	PARTICULARS	CURRENT YEAR
	Technical Assistance - Suchitwa Mission	6,187,075.00
	Policy Level Training-General/CD/Managerial	-18,120.00
	GP Strengthening - Innovative Schemes	967.00
	GP Strengthening - Resource Centre	-967.00
	Grass Root Level Training - General/CD/ Managerial	7,960.00
	SO/ GPAT Payment - Sanitation	1,008,500.00
	SO/GPAT Payment - Multi-GP WSS	280,000.00
	Water Quality Surveillance	5,093,000.00
	New Small Water Supply Schemes	791,937.00
	New Technologies for Latrines	471,585,950.00
5,257,210.00	GP Strengthening-PPA Salary	3,282,638.00
1,761,268.00	G-Pat Establishment Expenses	2,719,825.00
11,880,780.00	G-Pat Salary Expenses	23,429,836.00
2,114,314,941.40	Fund Transfer from GPs to BG	1,720,260,910.00
13,574.80	Bank charges	489,795.87
1,067,368.00	IEC-GP/BG level	1,856,925.00
18,769,869.00	Pay & Use Latrines	23,066,239.00
519,053.00	Exposure Visit-GP/SO	667,076.00
7,114,717.00	GP-Strengthening -Resource Centre	4,438,957.00
500,173.00	GP-Strengthening -Stationery/TA Etc	4,058,517.00
377,303.00	Grass Root Level Training-Financial	339,159.00
1,454,069.00	Grass Root Level Training-General/CD/Managerial	1,552,086.00
334,646.00	Grass Root Level Training-Technical	725,733.00
26,917,949.00	Ground water recharge	32,124,674.00
3,979,001.00	Sanitation IEC	6,106,004.00
278,500.00	Capacity Building	-35,208.00
15,389,657.00	Community Biodegradable Waste Management	1,783,900.00
	- Household Biodegradable Waste Management	3,691,305.00
375,702.00	Other Expenses	383,179.00
1,460,709.00	GP-Strengthening -Innovative Schemes	855,314.00
90,657.00	SO/GPAT Payment - Sanitation	23,219,841.00
187,846.00	SO/GPAT Payment - Rehab.WSS	1,059,720.00
3,061,922.00	SO/GPAT Payment - Multi-GP WSS	3,652,077.00
74,321,058.00	SO/GPAT Payment-SWSS	55,715,069.00
31,215,926.00	SO/GPAT Payment-LWSS	11,478,382.00
215,000.00	Plastic Waste Management	
1,876,939.00	Liquid Management System	4,123,254.00
4,331,398.00	New Technologies for Latrines	94,437,752.00
53,093,862.00	Water quality expenses	20,329,091.00
8,090.00	Intermediary Level Training - General/CD/Managerial	
2,380,169,188.20	Total	2,530,748,352.87



(Handwritten signature)

DPMU-Palakkad													
Books	1,149.00		1,149.00	100.00		1,149.00	-	1,149.00		-			
Electrical Fittings	28,718.00		28,718.00	10.00		22,382.78	633.52	23,016.30		6,335.22		5,701.70	
Furniture & Fixtures	421,071.00		421,071.00	10.00		316,827.80	10,444.32	327,072.12		104,443.20		93,998.68	
Miscellaneous Assets	33,189.00		33,189.00	15.00		29,568.33	540.10	30,108.43		3,500.87		3,060.57	
Photocopier	86,288.00		86,288.00	15.00		80,177.83	913.56	81,091.18		8,080.37		5,176.82	
UPS	4,950.00		4,950.00	15.00		4,800.59	52.41	4,853.00		349.41		297.00	
Communication Equipment	43,857.00		43,857.00	15.00		38,488.29	805.31	39,293.60		5,368.71		4,583.40	
Computers & Accessories	118,005.00		118,005.00	80.00		117,992.84	7.42	118,000.06		12.38		4.95	
Technical Equipments	16,836.00		16,836.00	15.00		13,881.88	476.42	14,138.29		3,176.12		2,699.71	
Vehicle	-		-	15.00		-	-	-		-		-	
Modem	5,583.00		5,583.00	15.00		4,953.79	91.38	5,045.17		600.21		517.83	
Refrigerator & Air conditioner	38,700.00		38,700.00	15.00		35,242.77	618.58	35,761.36		3,457.23		2,938.64	
Scanner	6,349.00		6,349.00	15.00		5,751.33	99.65	5,840.98		597.67		508.02	
Air Conditioner (E)	604,837.00		604,837.00			670,698.83	14,872.97	685,169.49		134,948.17		119,487.51	
Capsoff	-		-			-	-	-		-		-	
UPS	7,750.00		7,750.00	15.00		6,946.00	120.60	7,066.60		804.00		583.40	
Computer	119,836.00		119,836.00	80.00		119,833.74	1.36	119,835.10		2.28		0.90	
Miscellaneous Assets	18,728.00		18,728.00	15.00		16,287.47	399.08	16,636.55		2,480.53		2,091.46	
Furniture & Fixtures (F)	210,182.00		210,182.00	10.00		181,987.79	4,829.42	186,897.21		48,294.21		43,484.79	
DPMU-Trivandrum	368,478.00		368,478.00			304,915.00	8,529.48	310,238.45		81,881.00		48,240.85	
Furniture & Fixtures	76,509.00		76,509.00	10.00		52,833.88	2,387.53	55,021.20		23,875.34		21,487.80	
Typewriter	-		-	15.00		-	-	-		-		-	
UPS	7,500.00		7,500.00	15.00		6,049.14	217.63	6,266.77		1,450.86		1,233.23	
Communication Equipment	7,100.00		7,100.00	15.00		5,807.03	193.95	6,000.97		1,292.97		1,099.03	
Electrical Fittings	13,480.00		13,480.00	10.00		9,074.83	440.62	9,515.35		4,405.17		3,964.65	
Comp.Serv.UPS&Equip	4,212.00		4,212.00	80.00		4,211.58	0.26	4,211.82		0.44		0.18	
Modem	-		-	15.00		-	-	-		-		-	
Books	-		-	100.00		-	-	-		-		-	
Miscellaneous Assets	2,719.00		2,719.00	15.00		2,183.70	80.30	2,263.99		536.30		455.01	
Technical Equipments	-		-	15.00		-	-	-		-		-	
Scanner	-		-	15.00		-	-	-		-		-	
(G)	111,820.00		111,820.00			79,959.92	3,320.19	83,280.11		31,880.08		28,238.89	
DPMU-Kottayam													
Furniture & Fixtures	34,090.00		34,090.00	10.00		24,107.45	996.26	25,106.70		9,982.55		8,984.30	
Typewriter	-		-	15.00		-	-	-		-		-	
UPS	-		-	15.00		-	-	-		-		-	
Communication Equipment	10,337.00		10,337.00	15.00		8,823.40	227.04	9,050.44		1,513.60		1,288.58	
Electrical Fittings	21,006.00		21,006.00	10.00		14,907.78	608.72	15,517.50		6,097.22		5,487.50	
Comp.Serv.UPS&Equip	11,130.00		11,130.00	80.00		11,127.42	1.55	11,128.97		2.58		1.93	
Modem	1,863.00		1,863.00	15.00		1,209.85	67.97	1,277.82		453.15		385.18	
Books	-		-	100.00		-	-	-		-		-	
Miscellaneous Assets	-		-	15.00		-	-	-		-		-	
Technical Equipments	-		-	15.00		-	-	-		-		-	
Scanner	-		-	15.00		-	-	-		-		-	
(H)	78,225.00		78,225.00			60,178.90	1,904.54	62,080.44		16,049.10		16,144.88	
DPMU-Ernakulam													
Furniture & Fixtures	88,843.00		88,843.00	10.00		59,590.75	2,725.23	62,315.97		27,252.25		24,527.03	
Typewriter	-		-	15.00		-	-	-		-		-	
UPS	-		-	15.00		-	-	-		-		-	
Communication Equipment	9,500.00		9,500.00	15.00		8,108.96	208.68	8,317.82		1,391.04		1,182.38	
Electrical Fittings	77,329.00		77,329.00	10.00		54,882.34	2,244.67	57,127.01		22,448.66		20,201.99	
Comp.Serv.UPS&Equip	7,150.00		7,150.00	80.00		7,148.89	0.79	7,149.48		1.31		0.62	
Modem	3,985.00		3,985.00	15.00		3,384.42	67.09	3,471.51		580.58		493.49	
Books	-		-	100.00		-	-	-		-		-	
Miscellaneous Assets	6,524.00		6,524.00	15.00		5,383.59	171.06	5,554.65		1,140.41		969.35	
Technical Equipments	887.00		887.00	15.00		721.91	21.76	743.88		145.09		123.32	
Scanner	-		-	15.00		-	-	-		-		-	
(I)	192,178.00		192,178.00			139,220.86	5,458.28	144,679.00		53,957.34		47,498.10	
DPMU-Waynad													
Furniture & Fixtures	259,817.00		259,817.00	10.00		177,800.85	8,201.64	185,902.29		82,018.35		73,814.72	
Air conditioner / Refrigeration	-		-	15.00		-	-	-		-		-	
Typewriter	-		-	15.00		-	-	-		-		-	
UPS	2,900.00		2,900.00	15.00		2,414.70	72.79	2,487.50		485.30		412.50	
Photocopier	51,830.00		51,830.00	15.00		43,158.80	1,301.01	44,457.61		8,673.40		7,372.39	
Communication Equipment	21,375.00		21,375.00	15.00		17,798.04	536.54	18,334.58		3,678.96		3,040.42	
Projector LCD	125,888.00		125,888.00	15.00		101,103.87	3,717.62	104,821.49		28,784.13		21,086.51	



(Handwritten signature)

Electrical Fittings	22,783.00			22,783.00	10.00	15,566.33	721.87	16,288.00	7,216.87	6,485.00
Comp.Serv.UPS&Equip	10,035.00			10,035.00	60.00	10,034.55	0.27	10,034.82	0.45	0.18
Modem	2,200.00			2,200.00	15.00	1,831.84	55.22	1,867.07	368.16	312.93
Books	-			-	100.00	-	-	-	-	-
Miscellaneous Assets	4,800.00			4,800.00	15.00	3,762.30	126.86	3,887.95	837.70	712.05
Technical Equipments	720.00			720.00	15.00	590.51	18.07	617.59	120.49	102.43
Scanner	4,950.00			4,950.00	15.00	4,048.56	135.22	4,183.78	901.44	766.22
(J)	506,898.00			506,898.00		377,916.98	14,885.71	382,802.87	128,991.04	114,098.33
DPMU-Kannur										
Furniture & Fixtures	454,867.00	19,847.00		474,514.00	10.00	289,742.87	17,494.76	307,237.63	185,124.13	167,276.37
Typewriter	-			-	15.00	-	-	-	-	-
UPS_scanner_printer	169,450.00			169,450.00	15.00	75,808.61	14,046.03	89,856.84	93,840.19	79,594.16
Communication Equipment	24,595.00			24,595.00	15.00	20,470.87	617.12	21,087.99	4,114.13	3,497.01
Electrical Fittings	57,000.00			57,000.00	10.00	40,007.86	1,696.21	41,707.08	16,992.14	15,292.92
Comp.Serv.UPS&Equip	98,696.00			98,696.00	60.00	89,340.71	17,552.58	86,893.28	29,254.29	11,701.72
Modem	550.00			550.00	15.00	469.47	12.06	481.55	80.53	68.45
Books	3,545.00			3,545.00	100.00	3,545.00	-	3,545.00	-	-
Miscellaneous Assets	20,990.00			20,990.00	15.00	9,466.38	1,728.55	11,194.91	11,523.64	9,765.09
Technical Equipments	48,800.00			48,800.00	15.00	40,467.12	1,219.93	41,687.05	8,132.68	6,912.95
Air conditioner / Refrigeration	35,400.00			35,400.00	15.00	15,290.48	3,016.43	18,306.91	20,108.52	17,093.09
(K)	913,982.00	19,847.00		933,229.00		664,810.53	87,388.69	621,997.22	348,971.47	311,231.78
DPMU-Kottam										
Communication Equipment	7,256.00			7,256.00	15.00	5,427.10	274.34	5,701.43	1,628.90	1,554.57
Electrical Fittings	6,520.00			6,520.00	10.00	3,853.69	268.63	4,120.32	2,066.31	2,399.68
Comp.Serv.UPS&Equip	270,634.00			270,634.00	60.00	270,487.40	87.96	270,575.36	146.60	58.64
Furniture & Fixtures	7,250.00			7,250.00	10.00	4,285.18	298.46	4,581.64	2,854.84	2,888.38
Vehicle	3,200.00			3,200.00	15.00	2,329.03	130.80	2,458.83	871.97	741.17
Miscellaneous Assets	5,870.00			5,870.00	15.00	4,390.44	221.93	4,612.38	1,479.58	1,287.62
(L)	300,730.00			300,730.00		290,771.81	1,278.14	292,049.95	9,898.19	8,890.06
RPMU-Idukki										
Computer	546,400.00			546,400.00	80.00	163,920.00	229,488.00	393,408.00	382,480.00	152,992.00
Furniture & Fixtures	418,010.00	73,900.00	27,750.00	517,960.00	10.00	20,806.50	48,298.45	69,099.95	395,209.50	448,561.05
UPS Printer	254,590.00			254,590.00	15.00	57,929.04	29,499.14	87,428.19	195,680.98	187,181.81
Media Equipments	49,618.00			49,618.00	15.00	10,605.42	5,851.59	16,457.01	39,010.58	33,168.99
Electrical Fittings	27,883.00			27,883.00	10.00	8,776.75	1,910.63	10,687.37	19,108.25	17,195.83
Miscellaneous Assets	2,850.00			2,850.00	15.00	1,231.01	242.85	1,473.86	1,818.00	1,376.14
Photocopier	131,475.00			131,475.00	15.00	27,415.03	15,806.00	43,024.03	104,059.97	88,450.97
Air conditioner / Refrigeration	28,750.00			28,750.00	15.00	13,742.32	2,251.15	15,993.47	15,007.68	12,756.53
(M)	1,457,674.00	73,900.00	27,750.00	1,559,224.00		304,419.22	333,188.80	637,570.82	1,153,183.82	821,853.12
TOTAL	44,482,706.98	2,833,026.00	818,487.00	1,000.00	47,911,219.98	38,399,791.18	3,343,241.84	38,743,033.00	9,082,818.22	9,168,188.14
(A+B+C+D+E+F+G+H+I+J+K+L+M)										



[Handwritten signature]

